



TOEIC® Program DATA & ANALYSIS 2024

Number of test takers and average scores (2023)

Contents

TOEIC® Listening & Reading Test	TOEIC® Speaking & Writing Tests	TOEIC Bridge® Listening & Reading Tests	TOEIC Bridge® Speaking & Writing Tests
I . [SP] Data for all test takers — 4	I . [SP] Data for all test takers — 10	I . [SP] Data for all test takers — 15	I. II . [SP & IP] Data for all test takers — 18
II . [SP] Data for adult test takers — 5	II . [SP] Data for adult test takers — 11	II . [IP] Data for all test takers — 16	
III . [SP] Data for student test takers — 5	III . [SP] Data for student test takers — 11	III . [IP] Data for corporations and organizations — 16	
IV . [IP] Data for all test takers — 6	IV . [IP] Data for all test takers — 12	IV . [IP] Data for schools — 17	
V . [IP] Data for corporations and organizations — 7	V . [IP] Data for corporations and organizations — 13		
VI . [IP] Data for schools — 8	VI . [IP] Data for schools — 14		
	VII . TOEIC® S&W test takers and TOEIC® L&R scores — 14		

The TOEIC® Program is

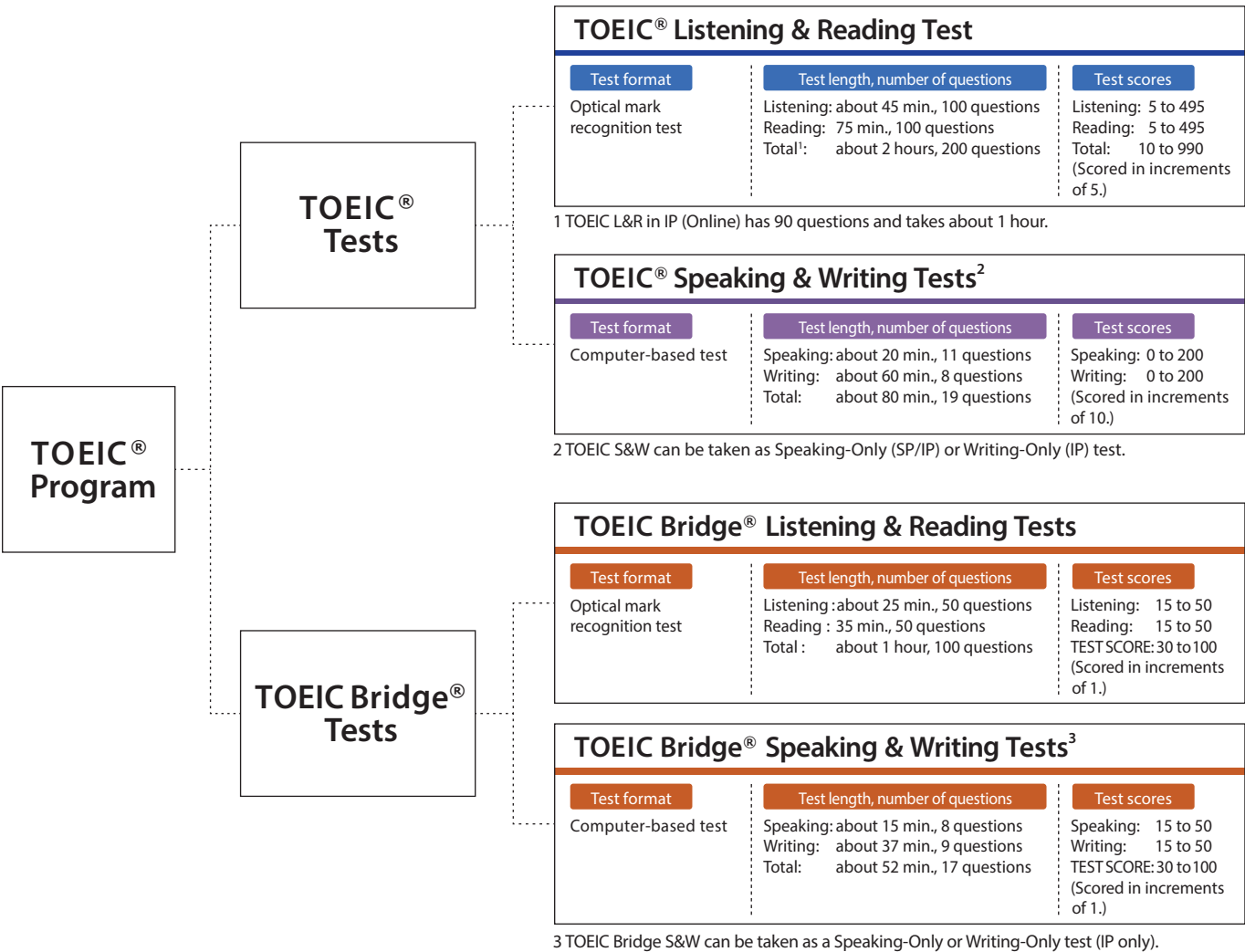
a global standard for the assessment of communicative English abilities.
Developed and produced by ETS, the world's largest testing assessment organization.

The TOEIC® Program consists of TOEIC® Tests and TOEIC Bridge® Tests.

TOEIC® Tests are the global standard for assessing English language skills needed in the workplace and daily life. All four skills (listening, reading, speaking, and writing) of English communication can be measured through TOEIC® Listening & Reading Test (TOEIC L&R) and TOEIC® Speaking & Writing Tests (TOEIC S&W).

TOEIC Bridge® Tests are global common standards targeting beginner- to intermediate-level English language learners to assess their ability to use English in daily life. All four skills (listening, reading, speaking, and writing) of English communication can be measured through TOEIC Bridge® Listening & Reading Tests (TOEIC Bridge L&R) and TOEIC Bridge® Speaking & Writing Tests (TOEIC Bridge S&W). They are recommended for those who want to learn English from the basics or want to effectively prepare themselves before taking the TOEIC® Tests.

All tests are used globally. The TOEIC® Program is administered in 160 countries, by about 14,000 companies and organizations. In FY2023, the TOEIC Program was administered in around 3,100 companies, organizations, and schools in Japan.



All tests can be taken online for the Institutional Program (IP).

► Official website
<https://www.iibc-global.org/toEIC/corpo.html>



Secure Program (SP) and Institutional Program (IP)

The TOEIC Program has two test-taking systems: Secure Program (SP) and Institutional Program (IP). The SP is taken at a time and place specified by IIBC, whereas the IP is taken at a time and place chosen by a company, organization, and schools.

	Secure Program ¹ <div>LR SW B LR B SW</div>	Institutional Program	
		Optical mark recognition test <div>LR B LR</div>	Online computer test ² <div>LR SW B LR B SW</div>
Test format	<div>LR B LR</div> Optical mark recognition test <div>SW B SW</div> Computer-based test	Optical mark recognition test	Computer-based test
Test date	Appointed by IIBC.	Fixed by the administering organization for their convenience.	
Test center	Appointed by IIBC.	Specified by the administering organization.	Test center assigned by the administering organization or homes of test takers
Test operation and management	IIBC	Administering organizations	
Applicant	Individual test takers	Organization representatives	
Test results	• Official Score Certificate • Digital Official Score Certificate	For test takers: • Score Report ³ For organizations: • Score Roster (list of test takers and their scores) • Test results data file	For test takers: • Score Report (PDF) Note: Results are shown online For organizations: • Test results data file
Scheduled date for release of test scores ⁴	<div>LR B LR</div> Available online 17 days after the test date; Digital Official Score Certificates issued 19 days after the test date. ⁵ <div>SW B SW</div> Available online 17 days after the test date; Digital Official Score Certificates issued 18 days after the test date. ⁵	For test takers: Mailed 5 business days after test materials have been returned and received by IIBC. ⁶ For organizations: Available online for download from 3:00 p.m. JST on the first business day after the day on which the test materials are returned and received by IIBC. Mailed 5 business days after the date of receipt of the test materials.	<div>LR B LR</div> For test takers: Scores can be checked online immediately after the test has been taken, and can be downloaded from 10:00 a.m. JST on the following day. For organizations: Test results data files are available for viewing and downloading at all times during the test period. <div>SW B SW</div> For test takers and organizations: Available online for download from 11 business days after the test completion date specified at the time of application.

Notes: 1. Organizations can collectively apply for the Secure Program for their members (Group Application). 2. IP can also be taken online, which allows people to take tests whenever and wherever, as long as the Internet is accessible. 3. Official Score Certificates and Digital Official Score Certificates will not be issued, but results (scores) of SP and IP are equivalent to the certificate. 4. Business days include the day of the test, the day when the test materials are received, and the day when the test is completed, but exclude Saturdays, Sundays, public holidays, and the New Year holidays (also ETS closing days for TOEIC S&W and TOEIC Bridge S&W). 5. Delays may occur due to Japanese and/or American public holidays. Paper Official Score Certificates will be issued for tests implemented in FY2024. Check the official website for details on plans for FY2025 and beyond, as well as reissue services. 6. Score Reports may be directly mailed to test takers for a fee.

► For more information, please contact us at the contact information listed at the end of this report.

About this report

- The report is compiled based on the data of actual test takers of TOEIC Program SP and IP provided in FY 2023 (from April 2023 to March 2024).
- Average scores are calculated using the methods below.
 - TOEIC L&R total score average: the sum of total scores divided by the number of test takers
 - TOEIC Bridge L&R test score average: the sum of test scores divided by the number of test takers
 - TOEIC S&W and TOEIC Bridge S&W score average: the sum of scores of each test divided by the number of test takersData are not included for those who did not respond to questions.
- Due to the impact of the spread of the coronavirus, the TOEIC L&R in SP was held on a limited capacity, lottery-based application system until July 2022.
Relevant section: “I-1. Number of test takers and average score in the last three years” (pages 4).

TOEIC® Listening & Reading Test



TOEIC L&R measures English listening and reading skills used in daily life and global business.

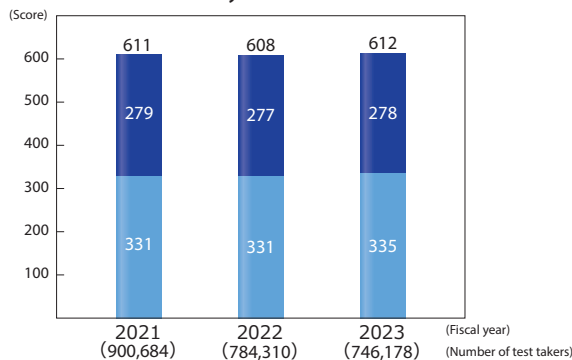
TOEIC L&R is used by companies to measure the effectiveness of their personal development and English training programs and to evaluate the English skills of new employees. Companies also use the test results to evaluate the skills of employees before sending them overseas or to see if the employees meet the requirements for career advancement and promotion. Schools use the tests to check the proficiency levels of students and measure the effectiveness of class instruction. They are also set out as requirements for entrance examinations or course credits.

The evaluation standards of TOEIC L&R are kept constant. This allows test takers to see their improvement in English proficiency by repeatedly taking the tests. That is why TOEIC L&R is widely used for a variety of purposes.

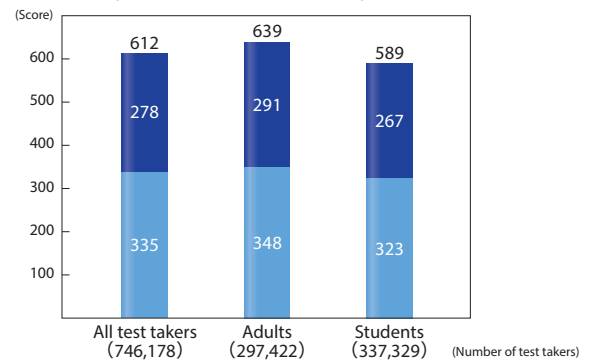
I [SP] Data for all test takers

Listening Reading

I-1. Number of test takers and average score in the last three years

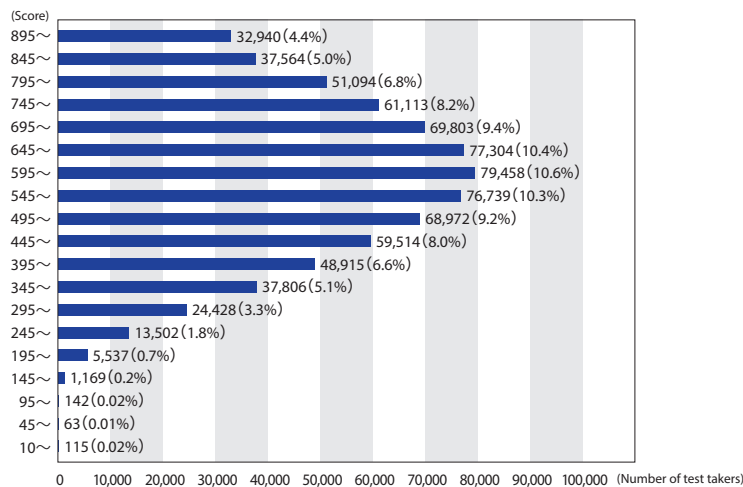


I-2. Number of test takers and average score (adults and students)

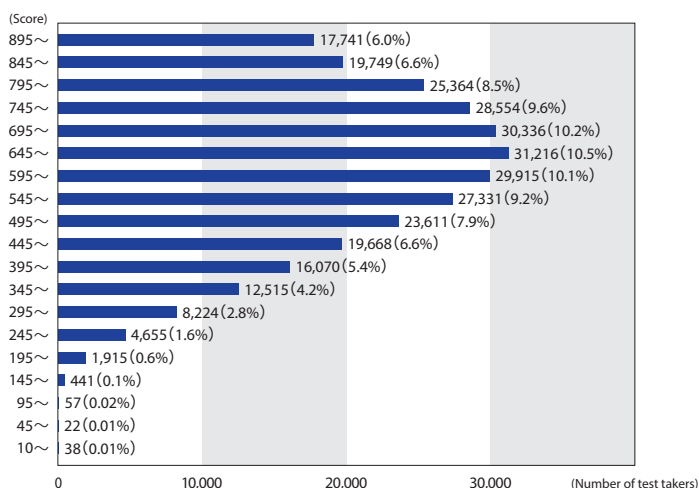


I-3. Total score distribution (SP)

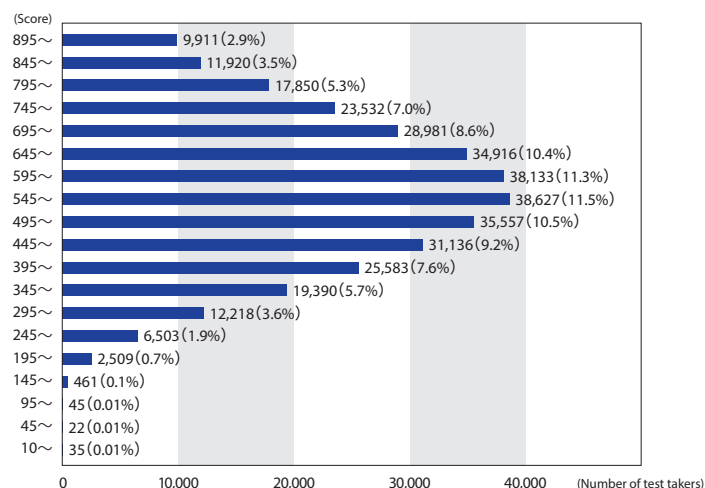
All test takers (746,178)



Adults (297,422)

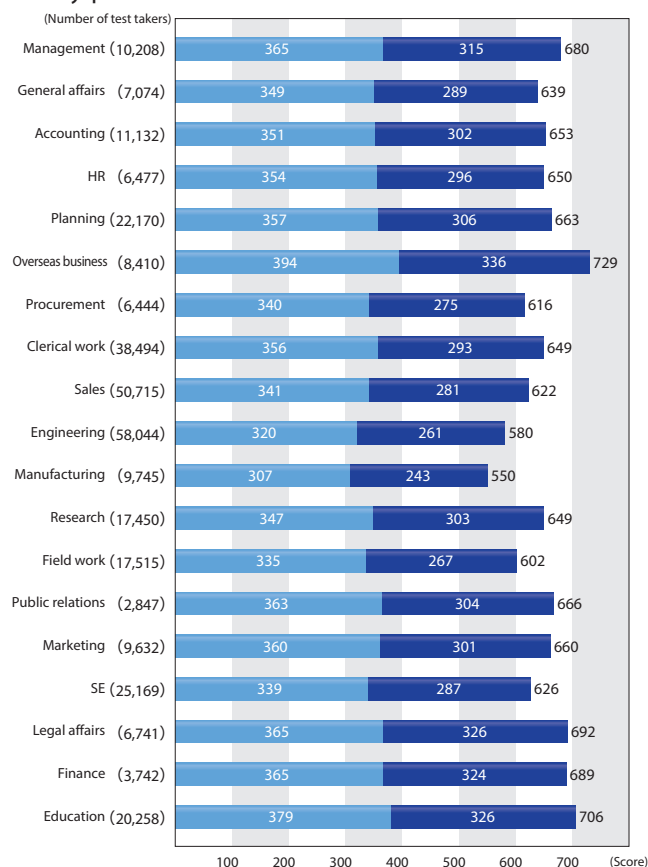


Students (337,329)

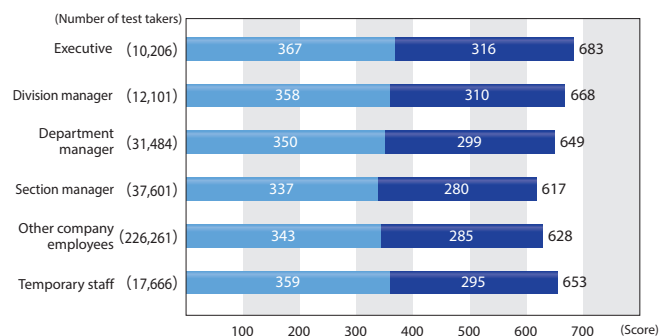


II [SP] Data for adult test takers

II-1. Number of adult test takers and average score by profession

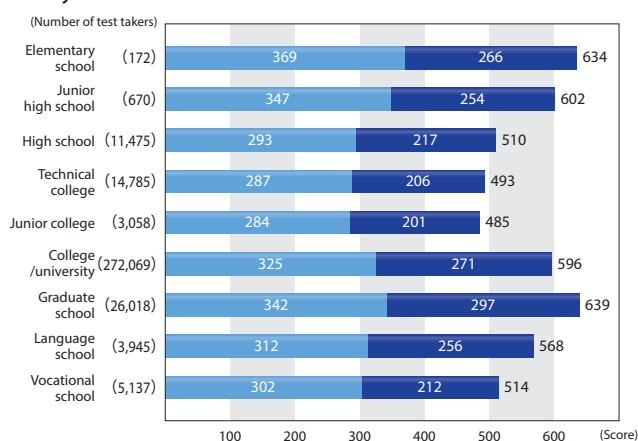


II-2. Number of adult test takers and average score by job title

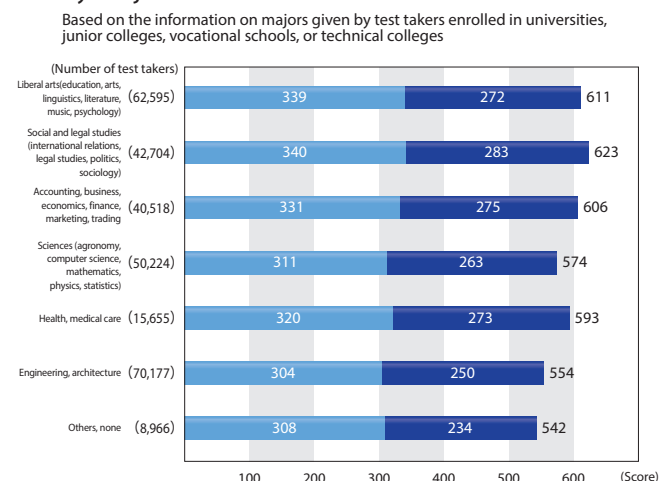


III [SP] Data for student test takers

III-1. Number of student test takers and average score by school level

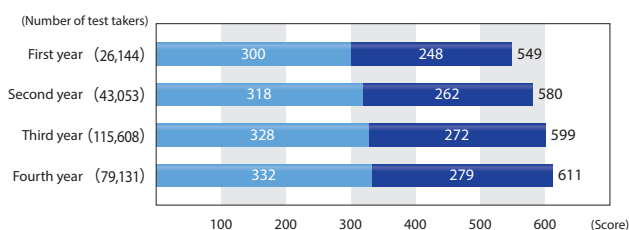


III-2. Number of student test takers and average score by major



III-3. Number of university and college student test takers and average score by grade

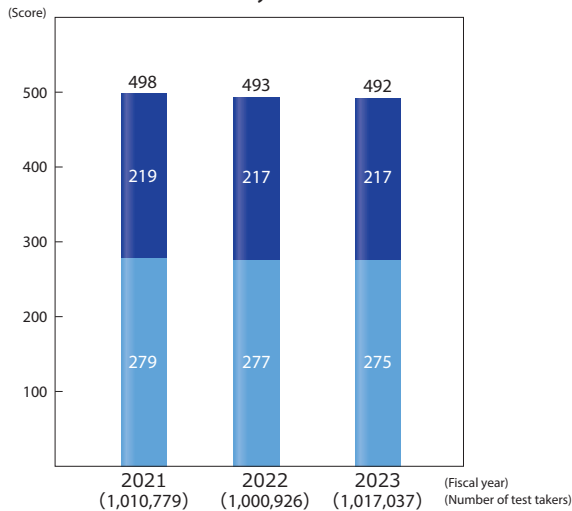
Based on the information on grades given by test takers enrolled in universities or colleges



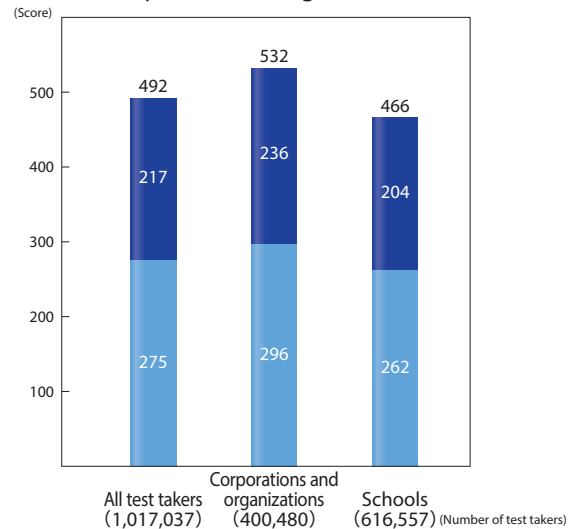
IV [IP] Data for all test takers

Listening Reading

IV-1. Number of test takers and average score in the last three years

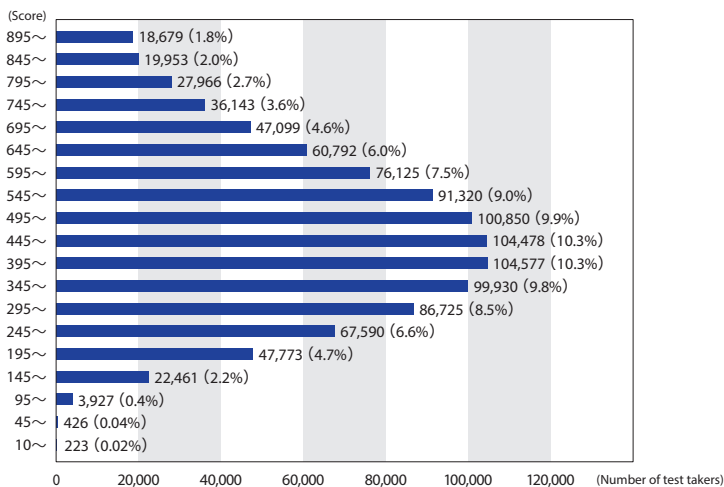


IV-2. Number of test takers and average score for corporations, organizations, and schools

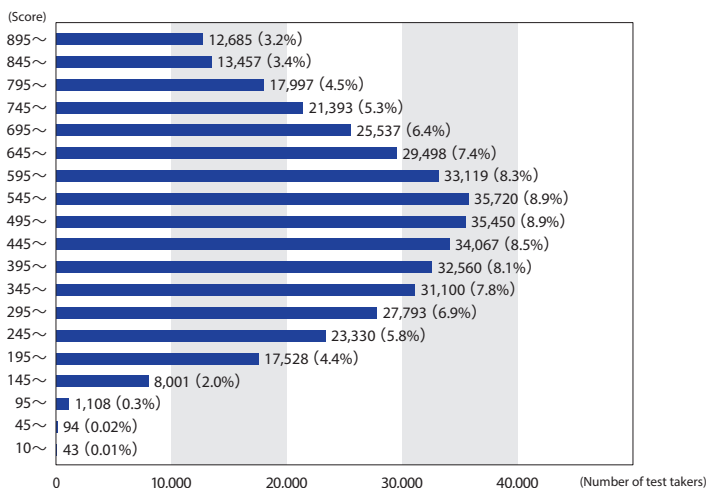


IV-3. Total score distribution (IP)

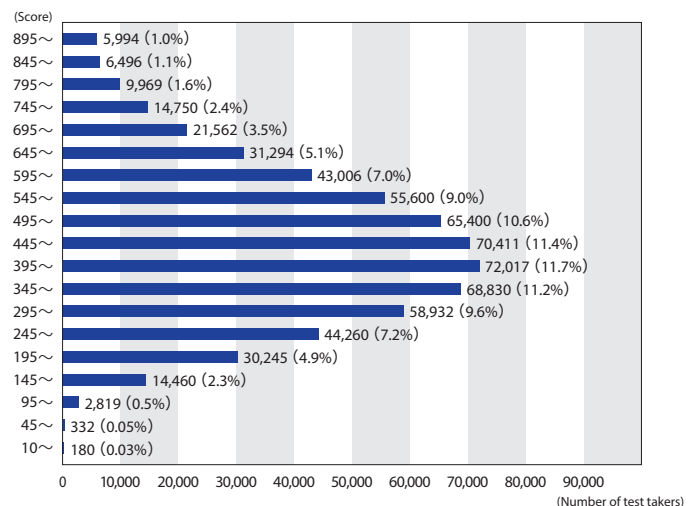
All test takers (1,017,037)



Corporations and organizations (400,480)



Schools (616,557)

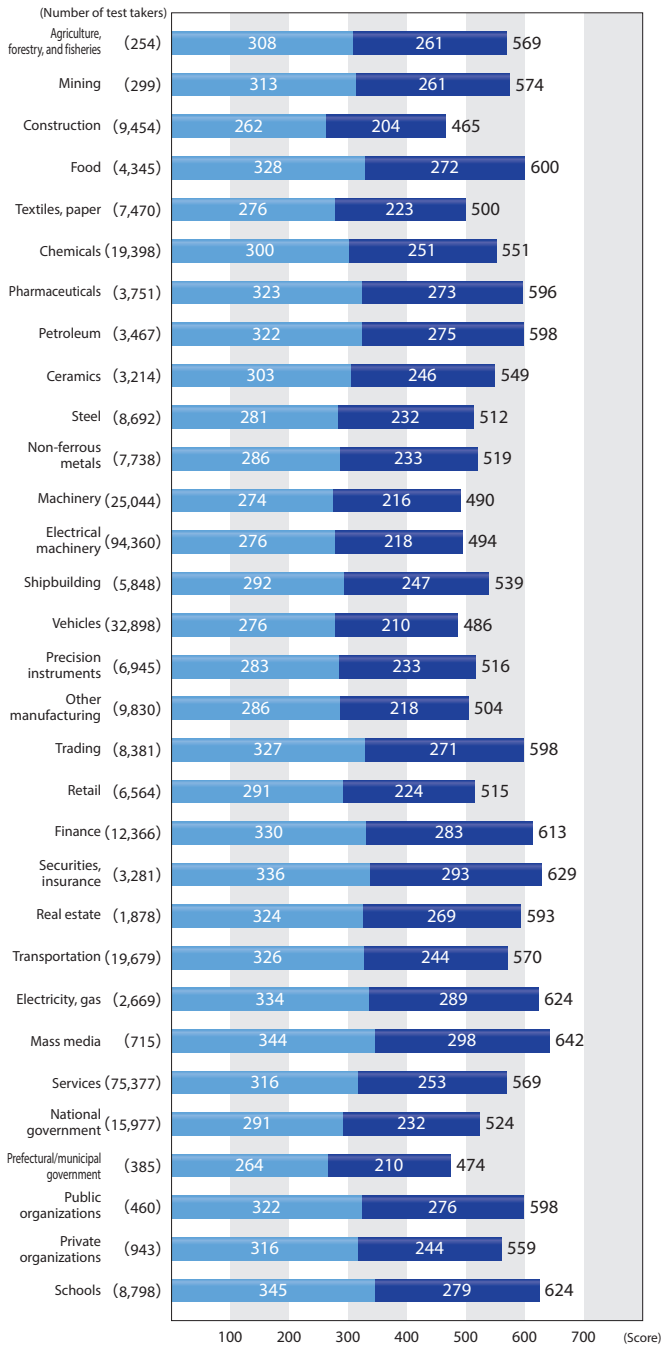


V [IP] Data for corporations and organizations

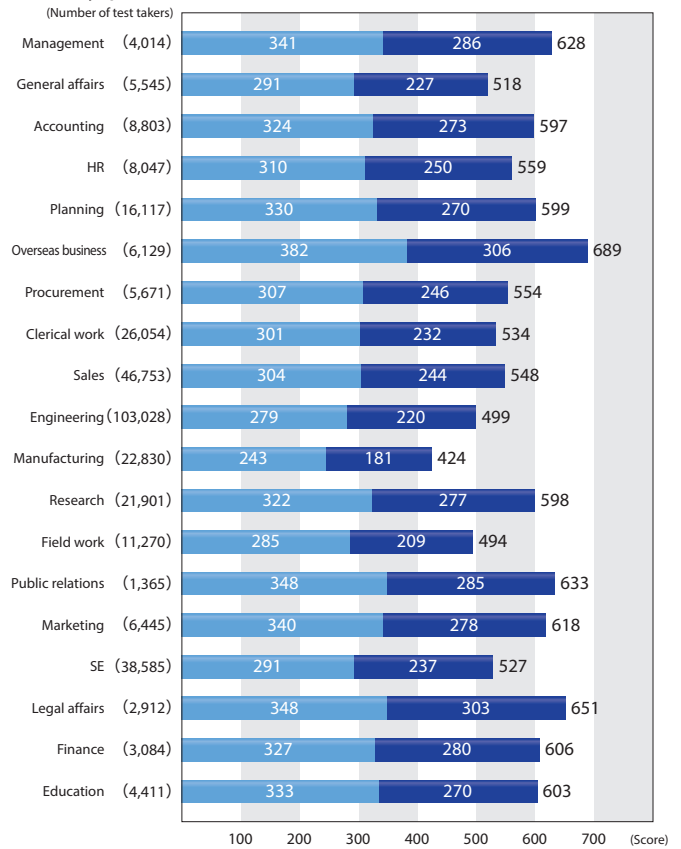
Based on data for IP tests conducted by private companies, government offices, non-profit organizations, etc.

Listening Reading

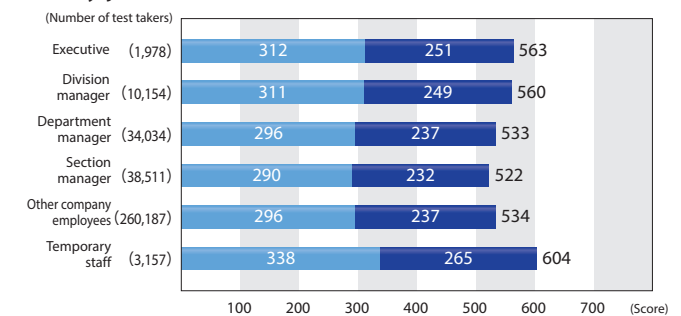
V-1. Number of adult test takers and average score by industry



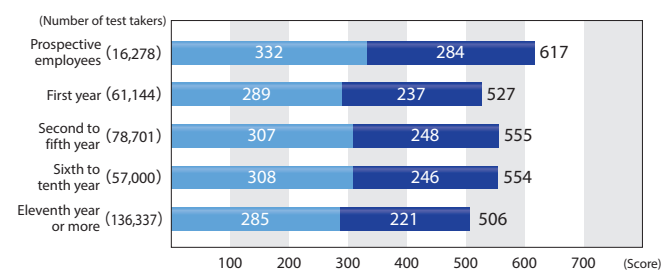
V-2. Number of adult test takers and average score by profession



V-3. Number of adult test takers and average score by job title



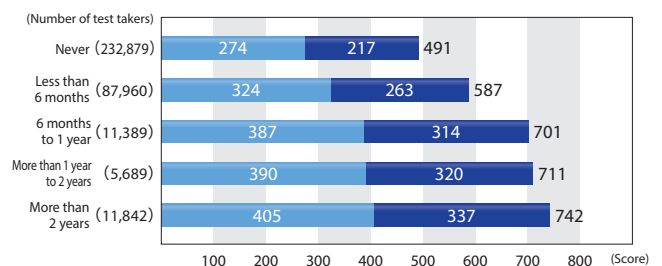
V-4. Number of adult test takers and average score by years of employment



V-5. Number of adult test takers and average score by years of overseas experience

Data are taken from the responses to the questions below.

Have you lived in a country where English is the main spoken language and if so, for how long?



VI [IP] Data for schools

Based on the data of IP tests conducted by educational institutions, including junior and senior high schools, technical colleges, junior colleges, universities and colleges, graduate schools, and vocational schools

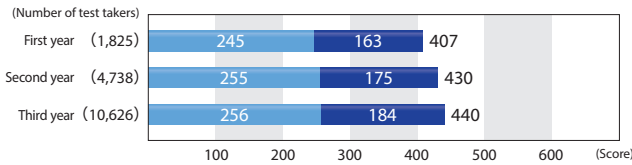
Listening Reading

VI-1. Number of student test takers and average score by school and grade

Based on the information on the academic backgrounds and schools (school the test taker belongs to and their grade) of test takers of IP tests conducted by education institutions

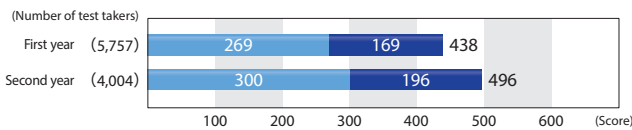
High school (17,189)

Average score <Listening 255/Reading 179/Total 434>



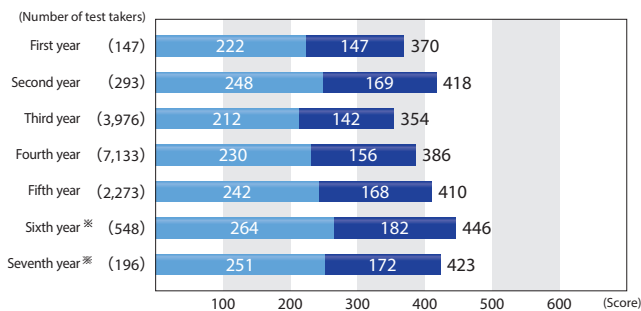
Vocational school (9,761)

Average score <Listening 282/Reading 180/Total 462>



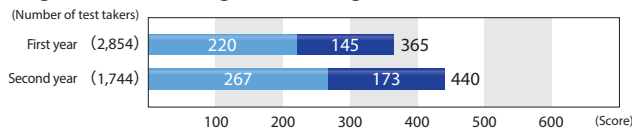
Technical college (14,566)

Average score <Listening 229/Reading 156/Total 385>



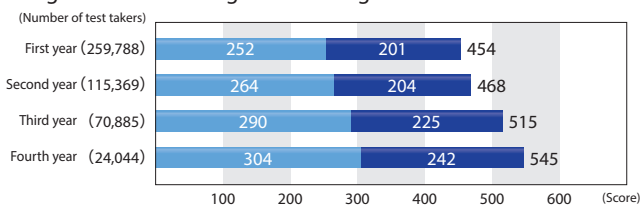
Junior college (4,598)

Average score <Listening 238/Reading 156/Total 394>



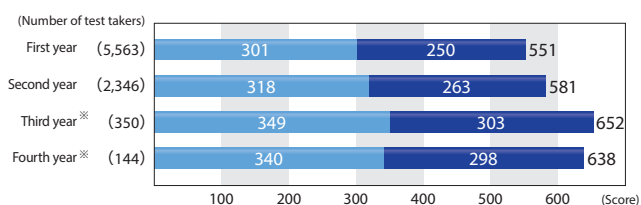
College/university (470,086)

Average score <Listening 264/Reading 208/Total 471>



Graduate school (8,403)

Average score <Listening 308/Reading 257/Total 565>



※ Note: Sixth and seventh years of technical college and third and fourth years of graduate school are equivalent to first and second years of post-graduate courses at technical college and first and second years of doctoral courses at graduate school, respectively.



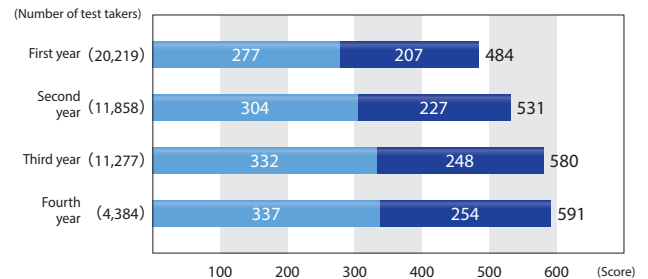
Elementary school (16)
Average score <Listening 227/Reading 153/Total 379>
Junior high school (318)
Average score <Listening 284/Reading 191/Total 475>
Language school (91)
Average score <Listening 297/Reading 197/Total 495>

VI-2. Number of university and college student test takers and average score by major and grade

Based on the information on academic backgrounds and majors given by takers of IP tests conducted by universities and colleges

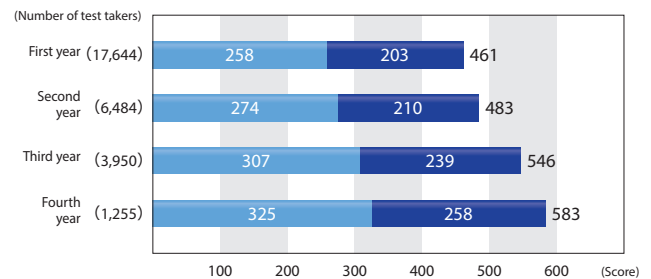
Linguistics, literature (English majors) (47,738)

Average score <Listening 302/Reading 226/Total 528>



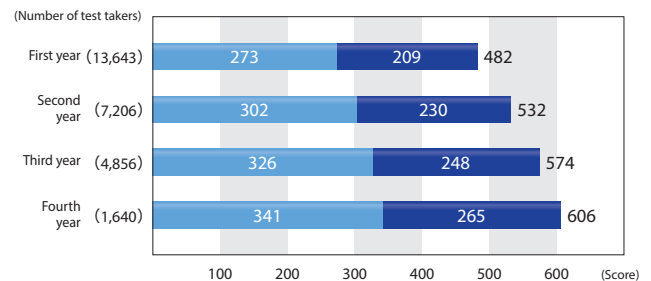
Linguistics, literature (other than English majors) (29,333)

Average score <Listening 271/Reading 212/Total 483>



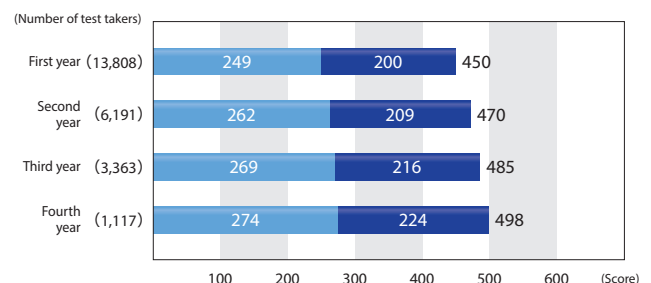
International relations (27,345)

Average score <Listening 294/Reading 225/Total 519>



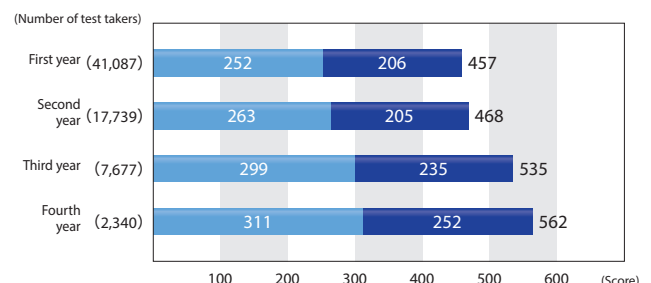
Information science (24,479)

Average score <Listening 256/Reading 206/Total 462>



Commerce, economics, finance (68,843)

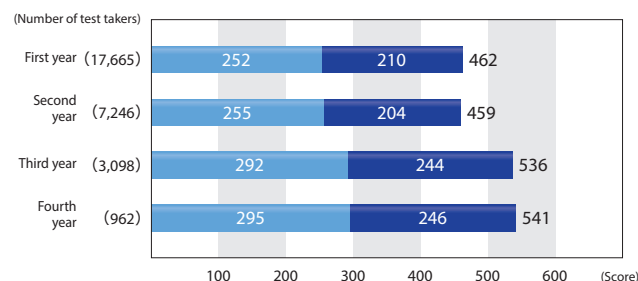
Average score <Listening 262/Reading 210/Total 472>



Listening Reading

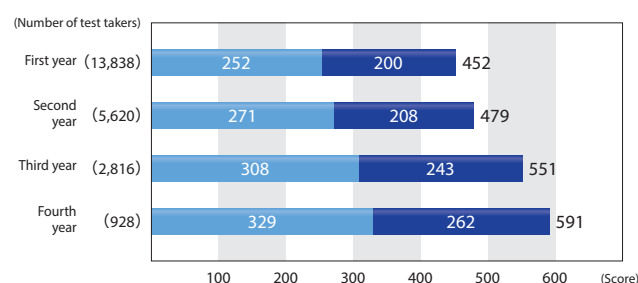
Legal studies (28,971)

Average score <Listening 259/Reading 213/Total 472>



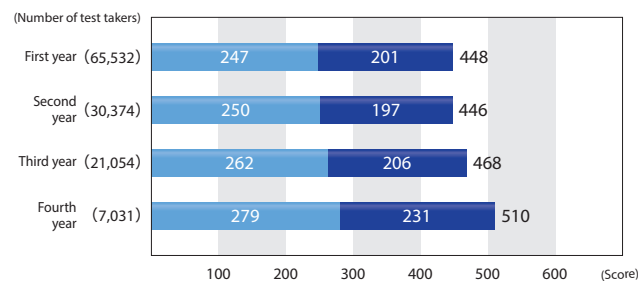
Social studies (23,202)

Average score <Listening 267/Reading 210/Total 476>



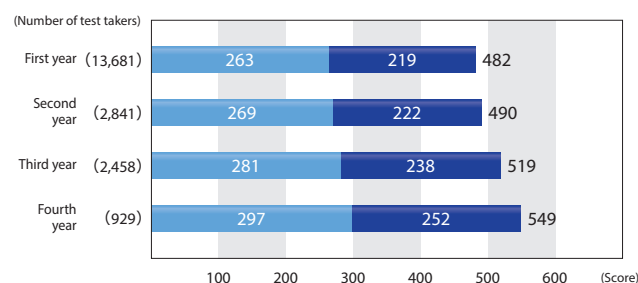
Science, engineering, agriculture (123,991)

Average score <Listening 252/Reading 202/Total 454>



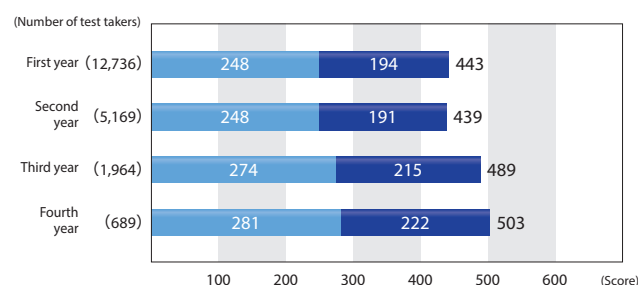
Medicine, pharmacology (19,909)

Average score <Listening 268/Reading 223/Total 491>



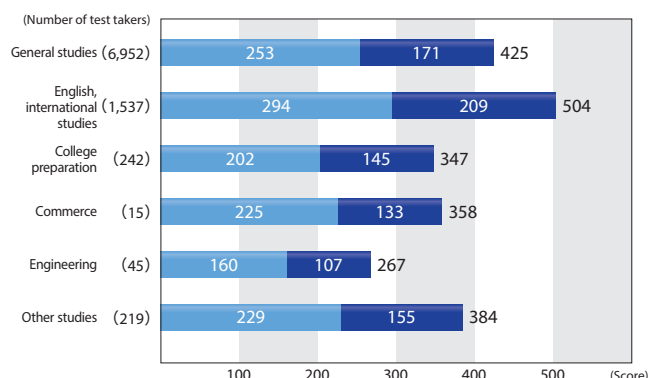
Education, liberal arts (20,558)

Average score <Listening 252/Reading 196/Total 448>



VI-3. Number of high school student test takers and average score by study course

Based on the information on study courses given by takers of IP tests conducted by high schools

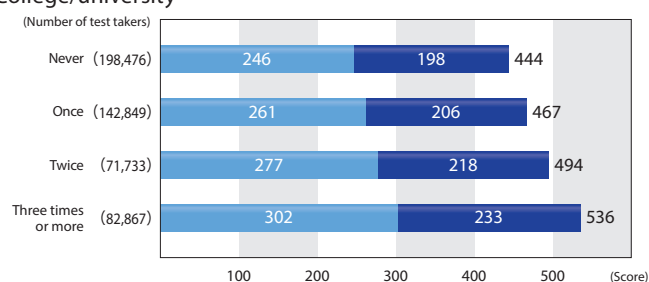


VI-4. Number of test takers and average score by the number of tests taken

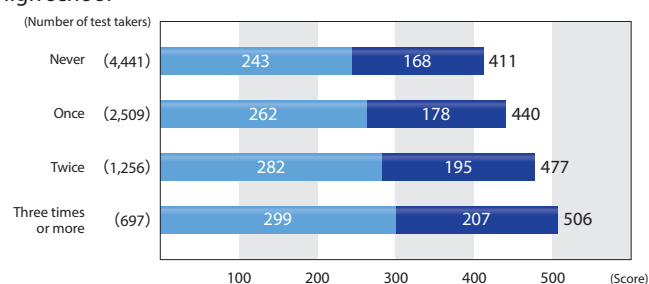
Data are taken from the responses to the questions below.

How many times have you taken the TOEIC L&R before today?

College/university



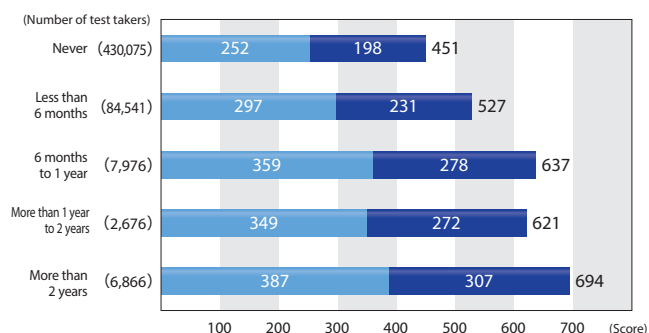
High school



VI-5. Number of test takers and average score by years of overseas experience

Data are taken from the responses to the questions below.

Have you lived in a country where English is the main spoken language and if so, for how long?



TOEIC® Speaking & Writing Tests



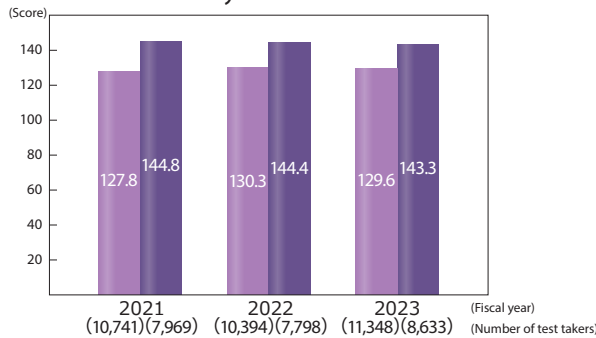
TOEIC S&W measures English speaking and writing skills used in daily life and global business.

TOEIC S&W is used by companies to evaluate English skills of prospective and new employees, the effectiveness of their training programs, and the eligibility of employees who may be sent overseas. Schools use TOEIC S&W as a tool to evaluate course teaching or study abroad programs, to do grading, and to assist students in their career development.

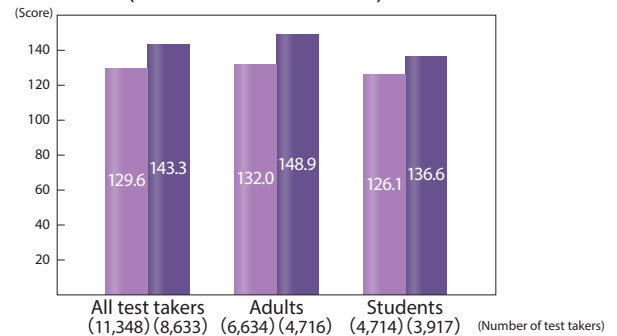
I [SP] Data for all test takers

Speaking Writing

I-1. Number of test takers and average score in the last three years

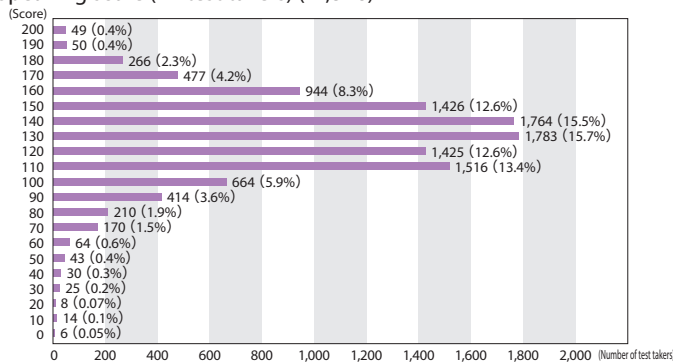


I-2. Number of test takers and average score (adults and students)

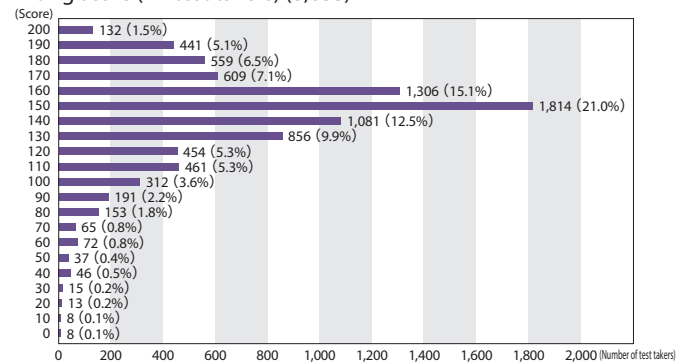


I-3. Score distribution (SP)

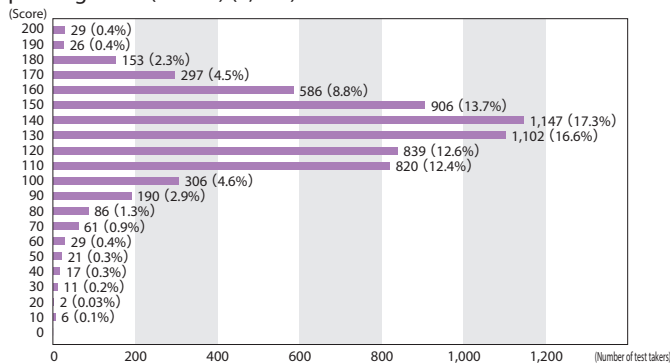
Speaking score (All test takers) (11,348)



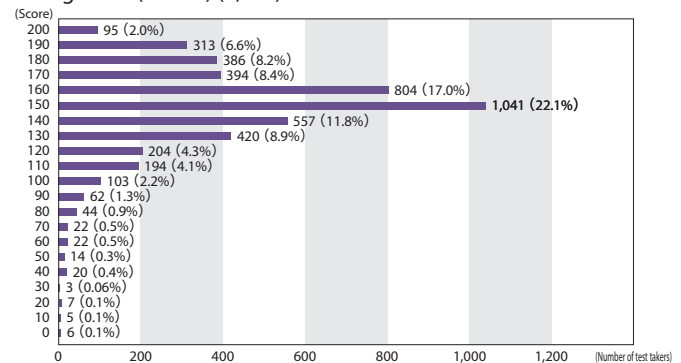
Writing score (All test takers) (8,633)



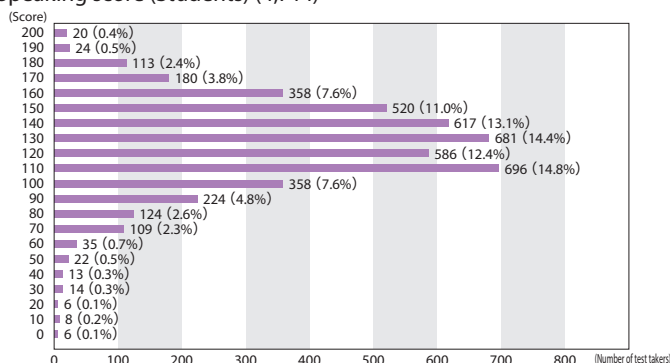
Speaking score (Adults) (6,634)



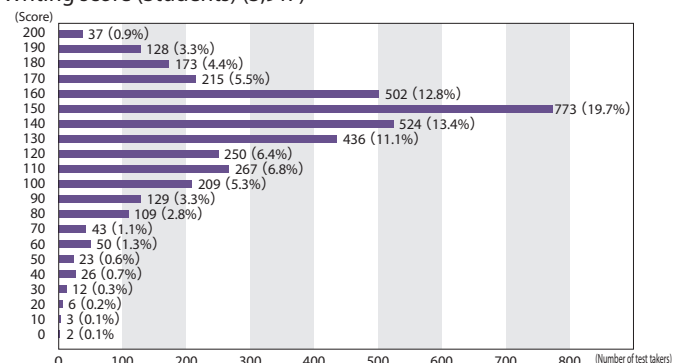
Writing score (Adults) (4,716)



Speaking score (Students) (4,714)



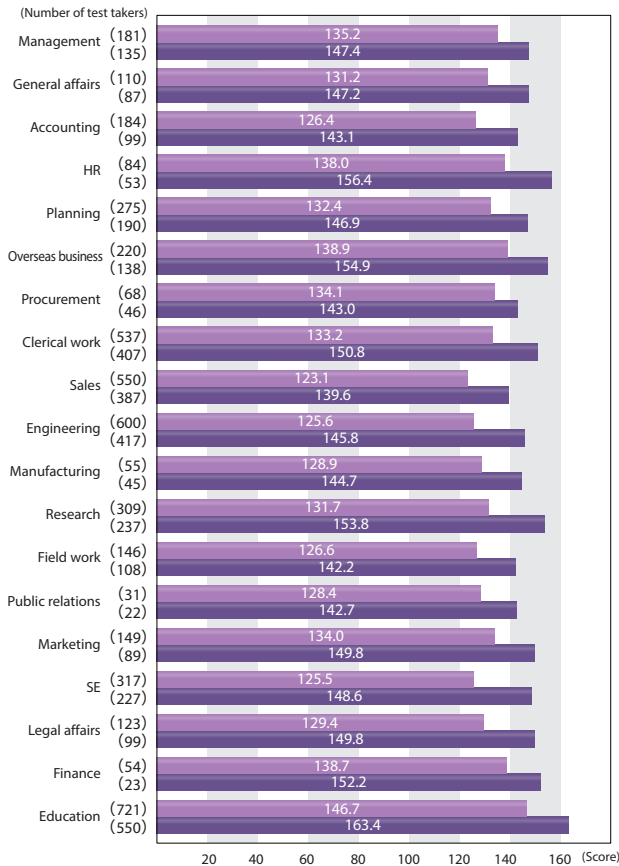
Writing score (Students) (3,917)



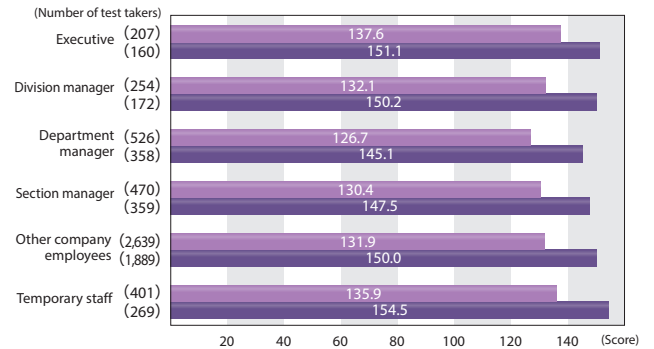
II [SP] Data for adult test takers

Speaking Writing

II-1. Number of adult test takers and average score by profession



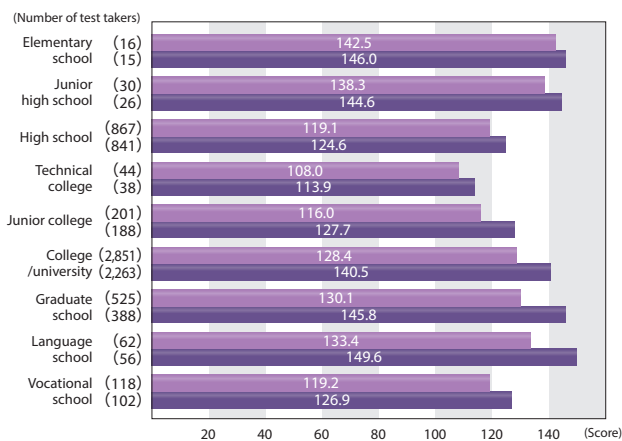
II-2. Number of adult test takers and average score by job title



III [SP] Data for student test takers

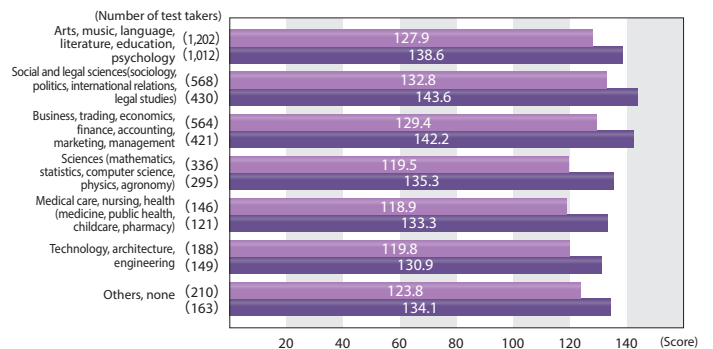
Speaking Writing

III-1. Number of student test takers and average score by school level



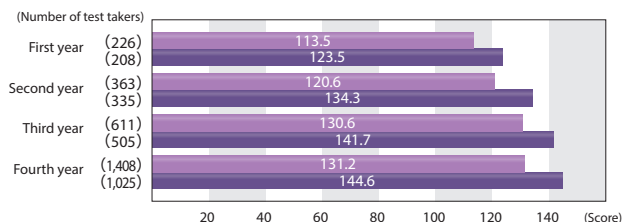
III-2. Number of student test takers and average score by major

Based on the information on majors given by test takers enrolled in universities, junior colleges, vocational schools, or technical colleges



III-3. Number of university and college student test takers and average score by grade

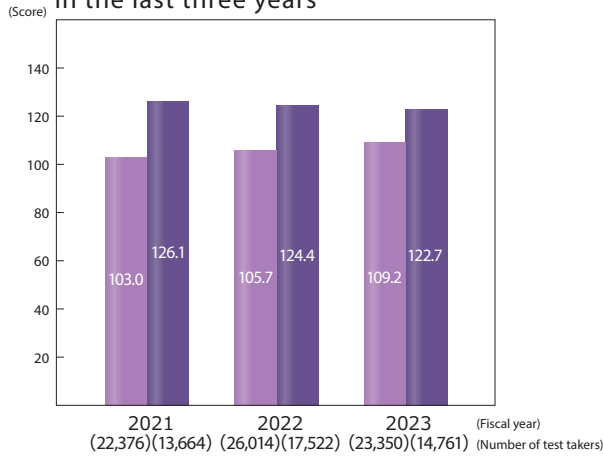
Based on the information on grades given by test takers enrolled in universities or colleges



IV [IP] Data for all test takers

Speaking Writing

IV-1. Number of test takers and average score in the last three years

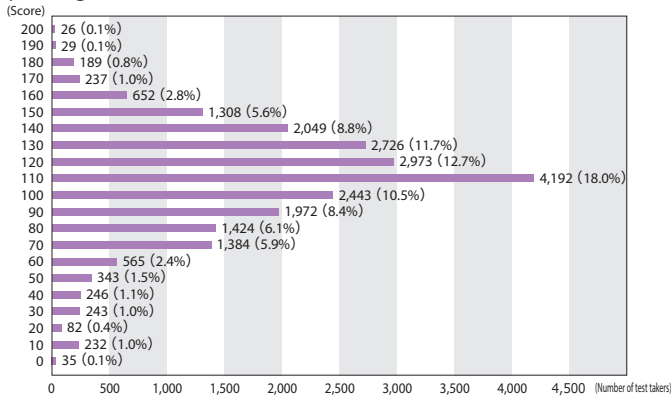


IV-2. Number of test takers and average score for corporations, organizations, and schools

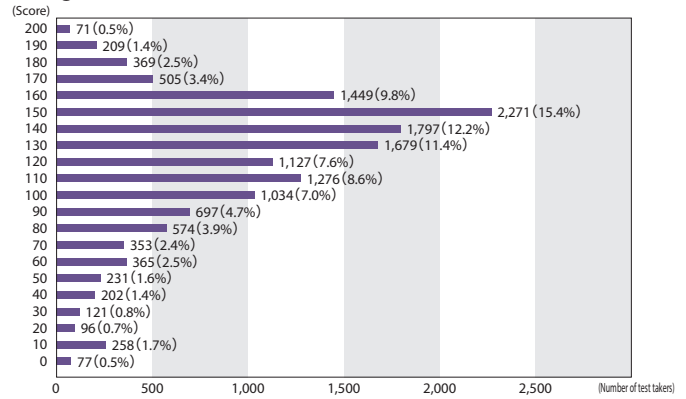


IV-3. Score distribution (IP)

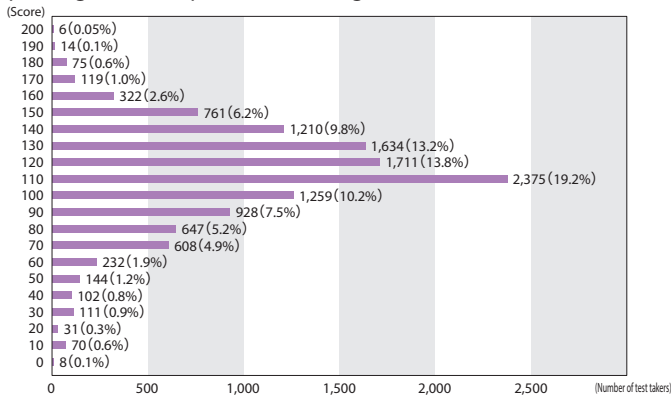
Speaking score (All test takers) (23,350)



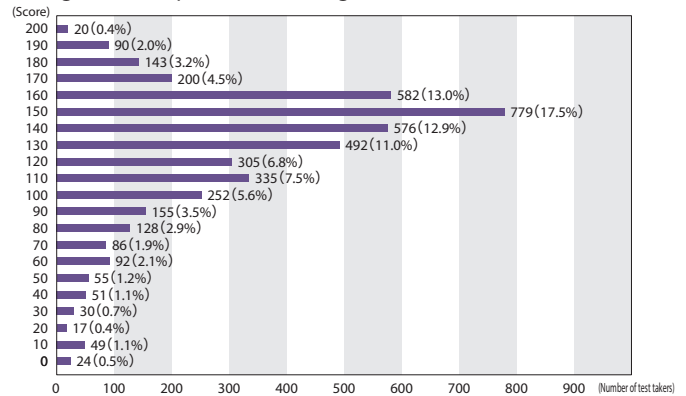
Writing score (All test takers) (14,761)



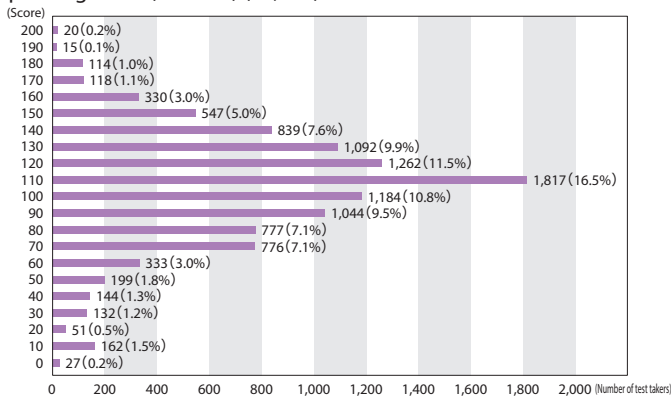
Speaking score (Corporations and organizations) (12,367)



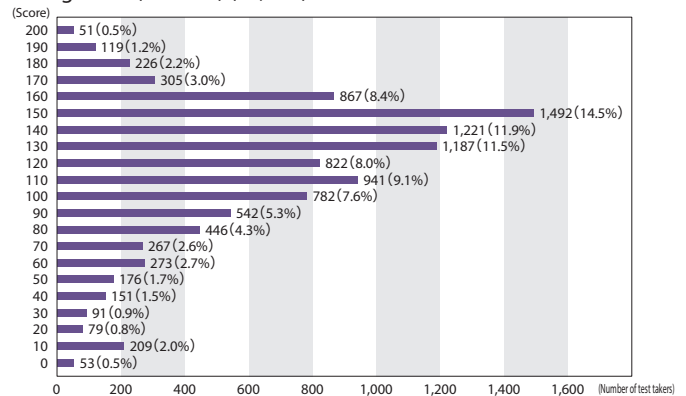
Writing score (Corporations and organizations) (4,461)



Speaking score (Schools) (10,983)



Writing score (Schools) (10,300)



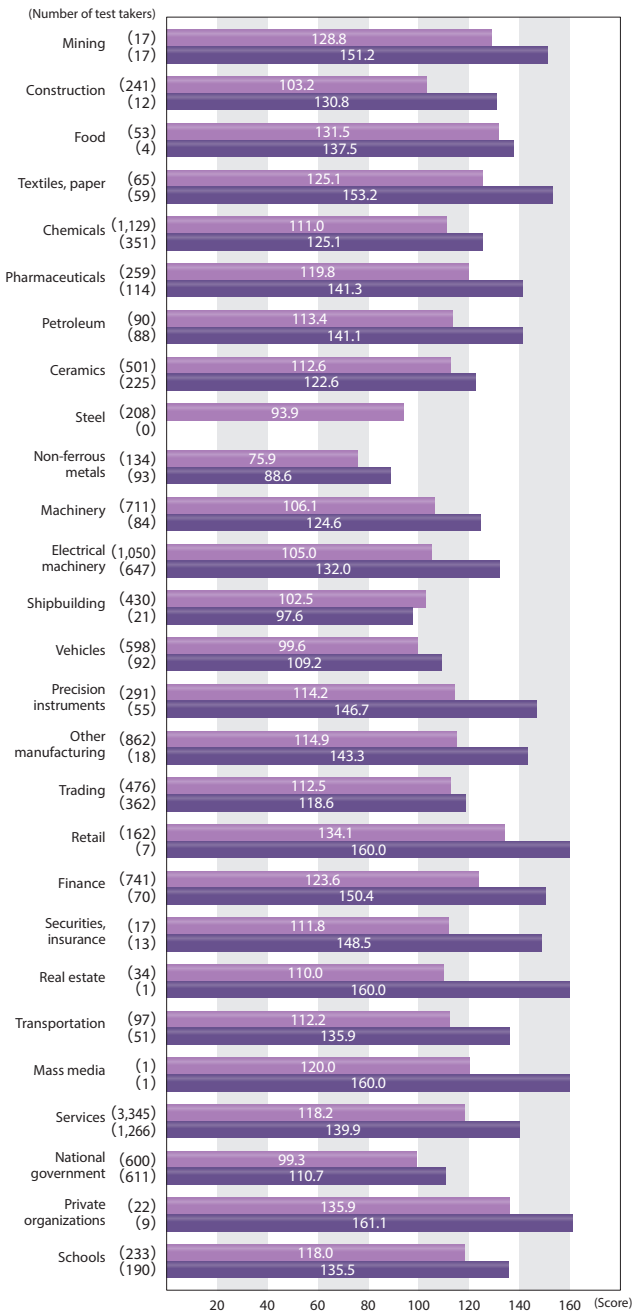
V [IP] Data for corporations and organizations

Based on data for IP tests conducted by private companies, government offices, non-profit organizations, etc.

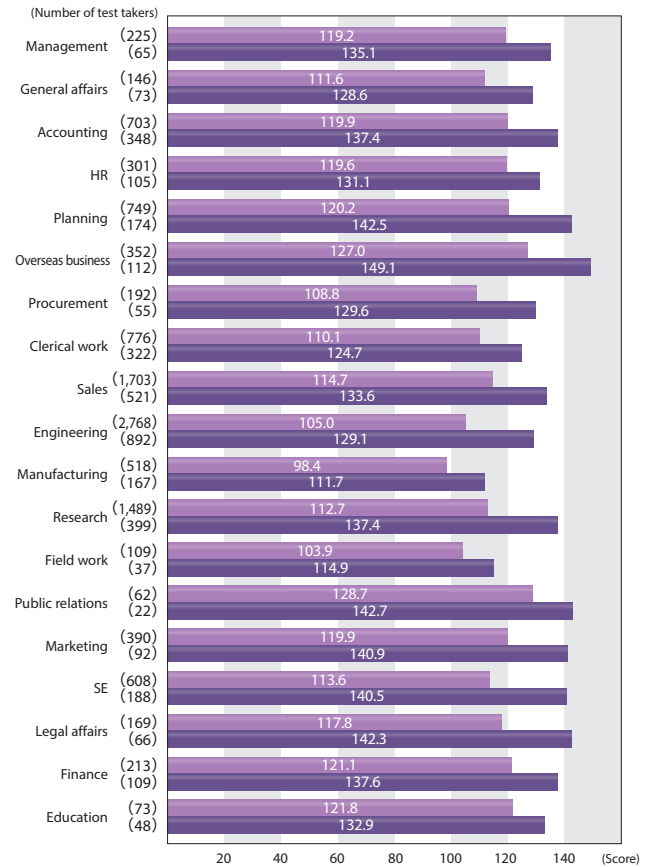
Speaking Writing

V-1. Number of adult test takers and average score by industry

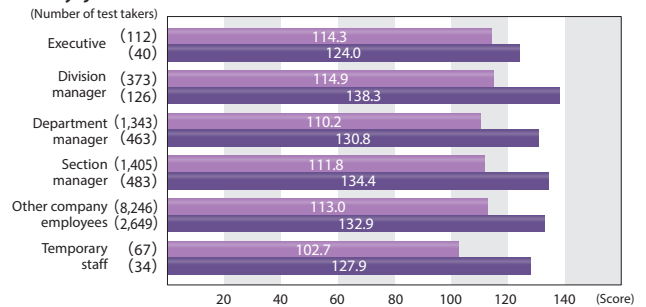
Industries with no record of IP test implementation are omitted.



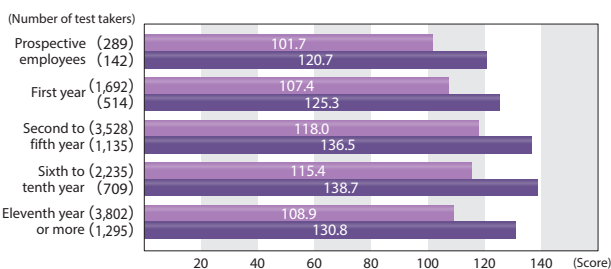
V-2. Number of adult test takers and average score by profession



V-3. Number of adult test takers and average score by job title



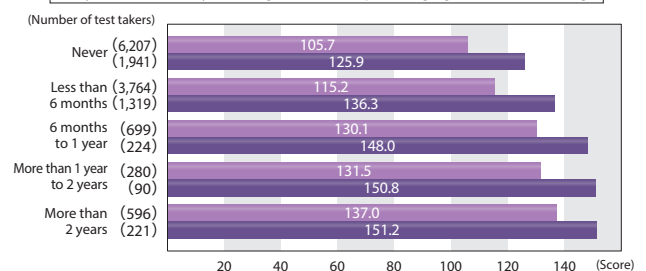
V-4. Number of adult test takers and average score by years of employment



V-5. Number of adult test takers and average score by years of overseas experience

Data are taken from the responses to the questions below.

Have you lived in a country where English is the main spoken language and if so, for how long?



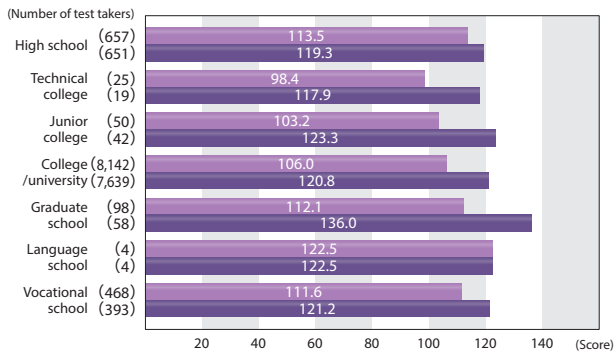
VI [IP] Data for schools

Based on the data of IP tests conducted by educational institutions, including junior and senior high schools, technical colleges, junior colleges, universities and colleges, graduate schools, and vocational schools

Speaking Writing

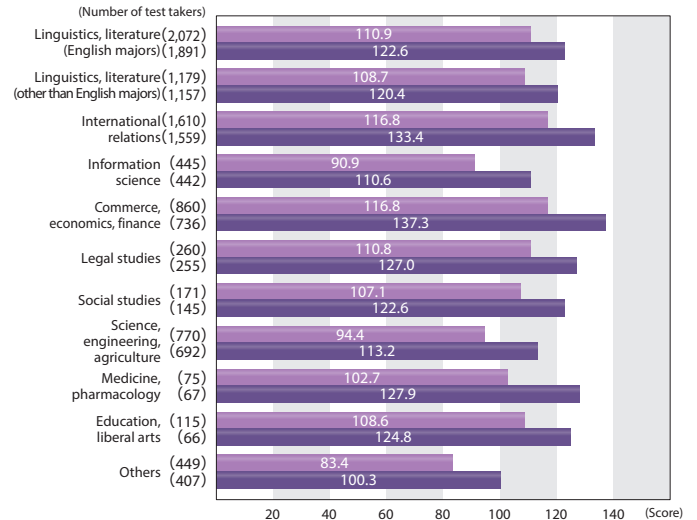
VI-1. Number of student test takers and average score by school level

Based on the information on the academic backgrounds and schools (school the test taker belongs to and their grade) of test takers of IP tests conducted by education institutions



VI-2. Number of student test takers and average score by major

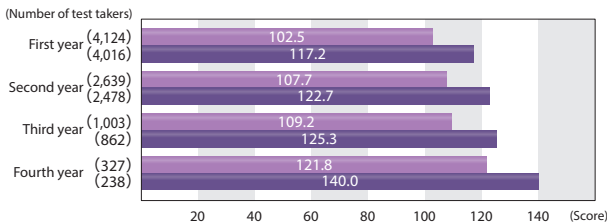
Based on the information on majors given by takers of tests conducted in universities, junior colleges, vocational schools, and technical colleges



VI-3. Number of university and college student test takers and average score by grade

Based on the information on the academic backgrounds and schools (school the test taker belongs to and their grade) of test takers of IP tests conducted by education institutions

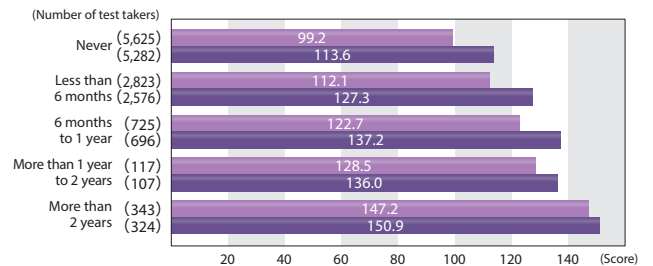
University



VI-4. Number of adult test takers and average score by years of overseas experience

Data are taken from the responses to the questions below.

Have you lived in a country where English is the main spoken language and if so, for how long?



VII TOEIC® S&W test takers and TOEIC® L&R scores

Data are taken from the responses by SP and IP test takers to the questions below (SP conducted from January 2007 to March 2024; IP conducted from June 2008 to March 2024).

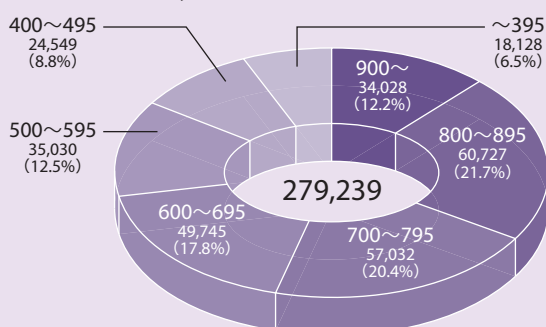
<SP>

What was the score range of the TOEIC L&R (listening and reading) you took most recently?

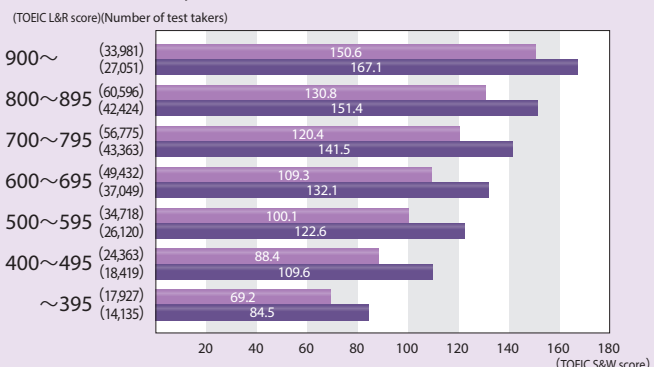
<IP>

If you have recently taken TOEIC L&R, please tell us the score range, if possible.

VII-1. Number of TOEIC S&W test takers (sorted by TOEIC L&R scores)



VII-2. Average score of TOEIC S&W (sorted by TOEIC L&R scores)



TOEIC Bridge® Listening & Reading Tests

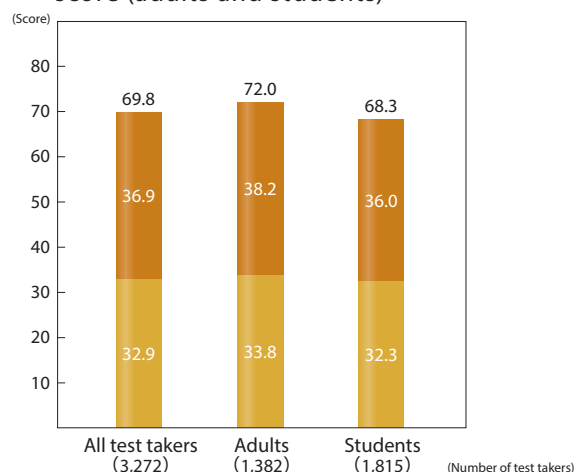


TOEIC Bridge® L&R targets beginner- to intermediate-level English language learners to assess their English listening and reading skills used in daily life. It gives a greater focus on familiar, everyday content and has a shorter test time than the TOEIC L&R. TOEIC Bridge L&R is used by companies, universities, colleges, and high schools to check proficiency levels of employees or students, improve their motivation, and measure their learning progress.

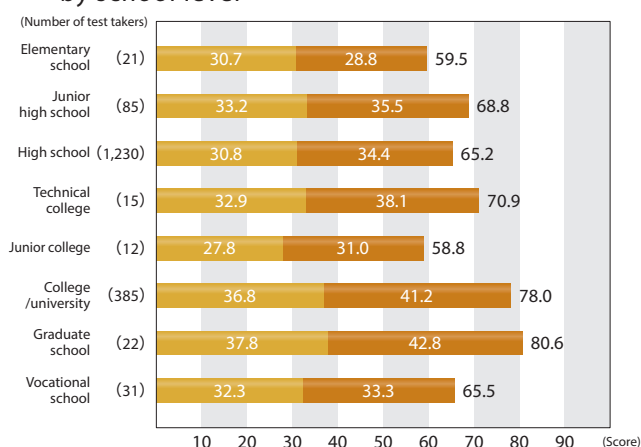
I [SP] Data for all test takers

Listening Reading

I-1. Number of test takers and average score (adults and students)

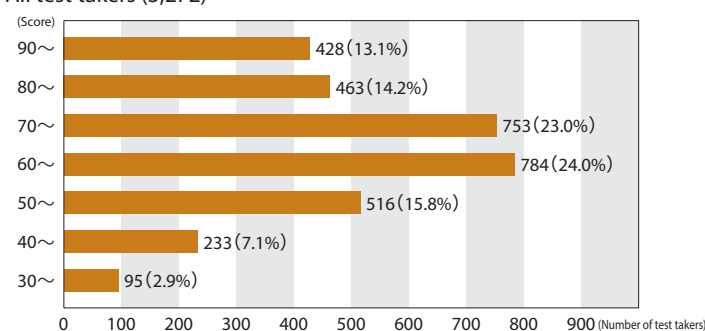


I-3. Number of student test takers and average score by school level

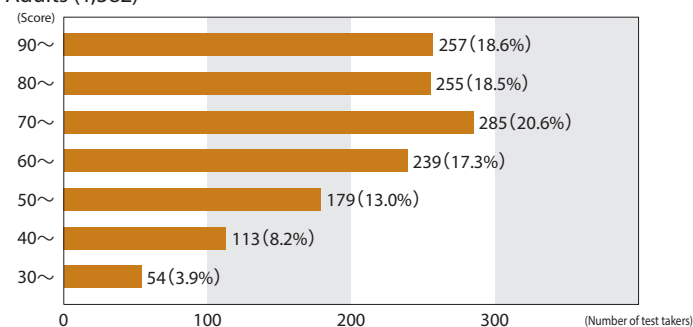


I-2. TEST SCORE distribution (SP)

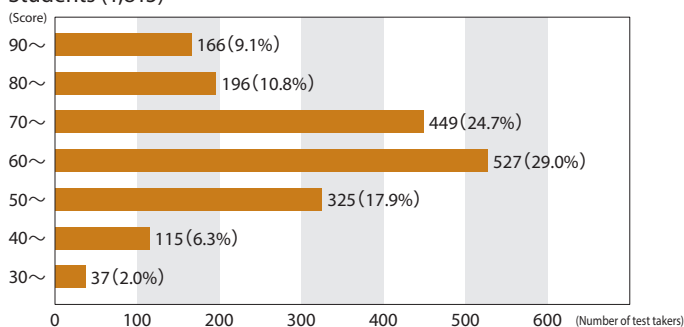
All test takers (3,272)



Adults (1,382)



Students (1,815)



Comparison between TOEIC Bridge® L&R and TOEIC® L&R

TOEIC Bridge L&R	30	40	50	60	70	80	90	91~
TOEIC L&R	~120	210	265	325	400	490	605	610~

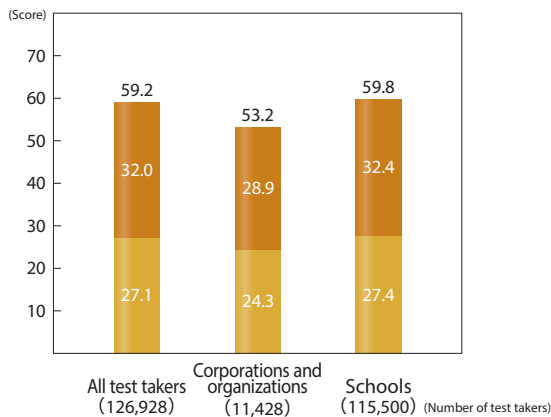
Notes on the comparison table

- This table shows statistical prediction of TOEIC L&R scores from TOEIC Bridge L&R based on data taken from test takers who took both TOEIC L&R and TOEIC Bridge L&R in Japan.
[Score range]
TOEIC Bridge L&R : 30~100 (total of TOEIC Bridge Listening Test and TOEIC Bridge Reading Test)
TOEIC L&R : 10~990
- ETS periodically reviews the data and revises the documents, if needed.
- TOEIC L&R scores shown in the table are for reference only and cannot be used as official TOEIC L&R scores.

II [IP] Data for all test takers

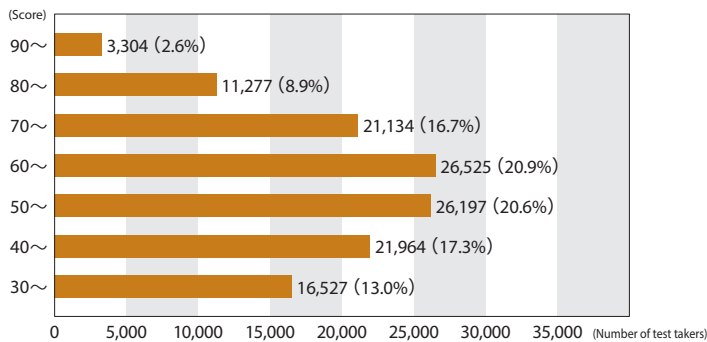
Listening Reading

II-1. Number of test takers and average score for corporations, organizations, and schools

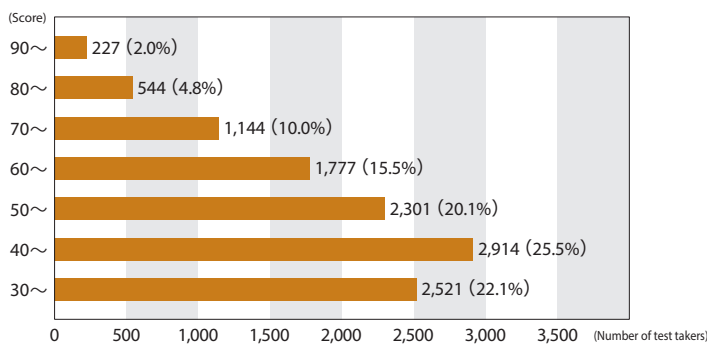


II-2. TEST SCORE distribution (IP)

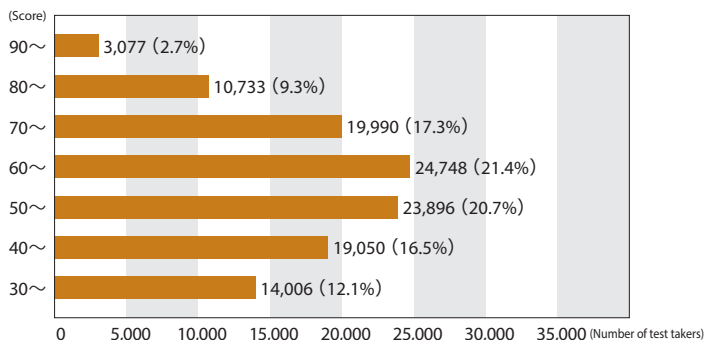
All test takers (126,928)



Corporations and organizations (11,428)



Schools (115,500)



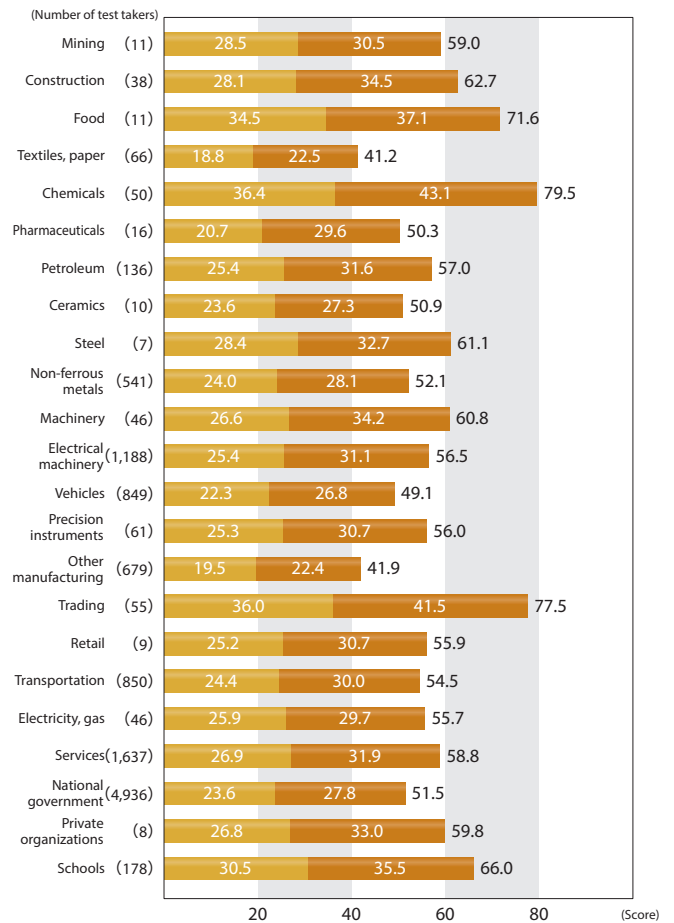
III [IP] Data for corporations and organizations

Based on data for IP tests conducted by private companies, government offices, non-profit organizations, etc.

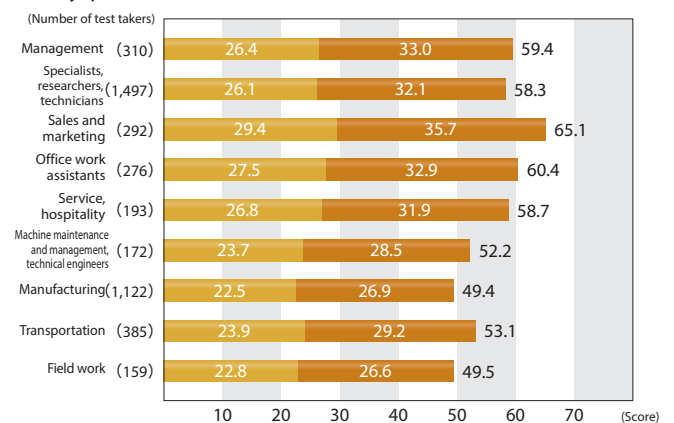
Listening Reading

III-1. Number of adult test takers and average score by industry

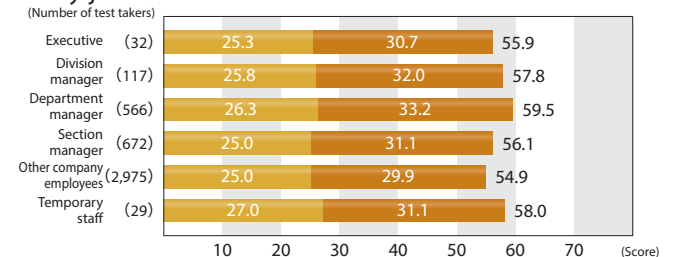
Industries with no record of IP test implementation are omitted.



III-2. Number of adult test takers and average score by profession



III-3. Number of adult test takers and average score by job title



IV [IP] Data for schools

Based on the data of IP tests conducted by educational institutions, including junior and senior high schools, technical colleges, junior colleges, universities and colleges, graduate schools, and vocational schools

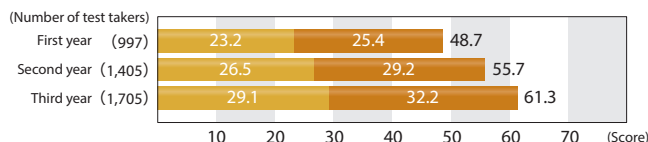
Listening Reading

IV-1. Number of student test takers and average score by school and grade

Based on the information on the academic backgrounds and schools (school the test taker belongs to and their grade) of test takers of IP tests conducted by educational institutions (The data are not taken for small groups.)

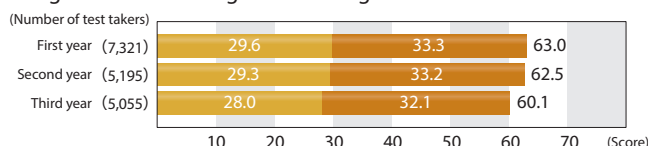
Junior high school (4,107)

Average score <Listening 26.8/Reading 29.5/TEST SCORE 56.3>



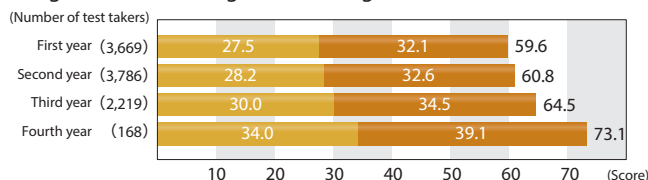
High school (17,571)

Average score <Listening 29.1/Reading 32.9/TEST SCORE 62.0>



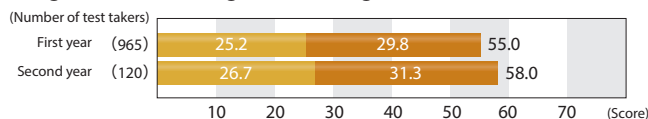
Technical college (9,843)

Average score <Listening 28.5/Reading 32.9/TEST SCORE 61.4>



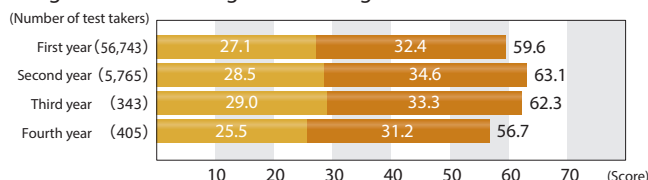
Junior college (1,085)

Average score <Listening 25.4/Reading 30.0/TEST SCORE 55.4>



College/university (63,256)

Average score <Listening 27.2/Reading 32.6/TEST SCORE 59.9>



Elementary school (37)

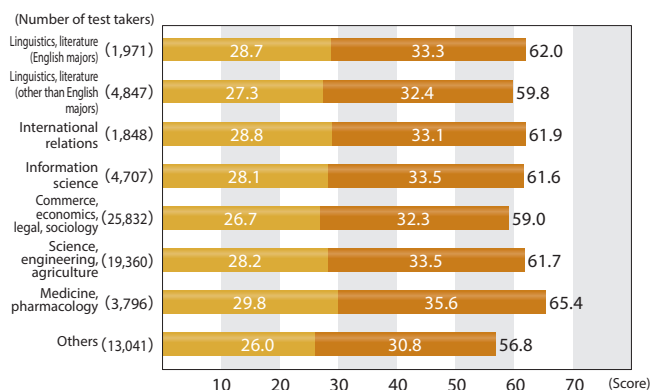
Average score <Listening 25.9/Reading 26.8/TEST SCORE 52.8>

Vocational school (281)

Average score <Listening 25.8/Reading 28.5/TEST SCORE 54.3>

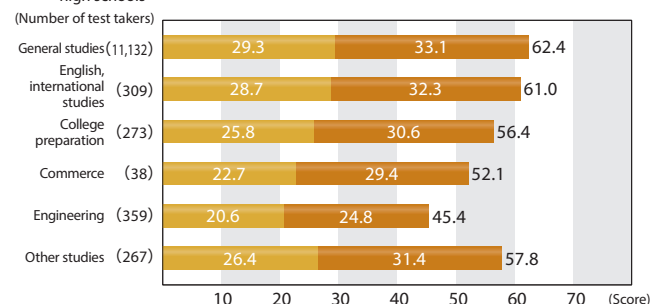
IV-2. Number of student test takers and average score by major

Based on the information on majors given by test takers of IP tests conducted in universities, junior colleges, vocational schools, and technical colleges



IV-3. Number of high school student test takers and average score by study course

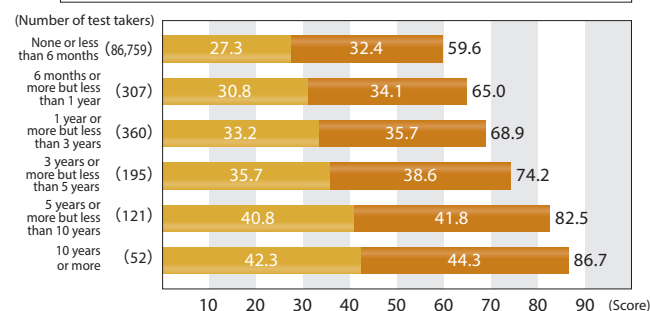
Based on the information on study courses given by takers of IP tests conducted by high schools



IV-4. Number of test takers and average score by years of overseas experience

Data are taken from the responses to the questions below.

Have you stayed in a foreign country where you had to speak mainly in English in daily life for 6 months or more? If you have, how long did you stay?



Comparison between TOEIC Bridge® Tests scores and CEFR levels

		TOEIC Bridge L&R		TOEIC Bridge S&W	
		Listening	Reading	Speaking	Writing
Intermediate ↑ Beginner	Independent User	B1	39~	45~	43~
	Basic User	A2	26~	34~	32~
	A1	16~	19~	23~	20~

CEFR was developed in Europe as a guideline for proficiency levels of foreign language learners. It is widely used in countries in Europe and America.

TOEIC Bridge Tests are designed to measure English proficiency levels equivalent to CEFR A1 to B1 (among the six levels from A1 to C2).

Note 1. CEFR is an abbreviation of Common European Framework of Reference for Languages. The framework was developed to create common criteria to properly evaluate linguistic abilities in response to the greater mobility of human resources in Europe.

Note 2. The figures show the lowest TOEIC Bridge Tests score for each CEFR level.

TOEIC Bridge® Speaking & Writing Tests

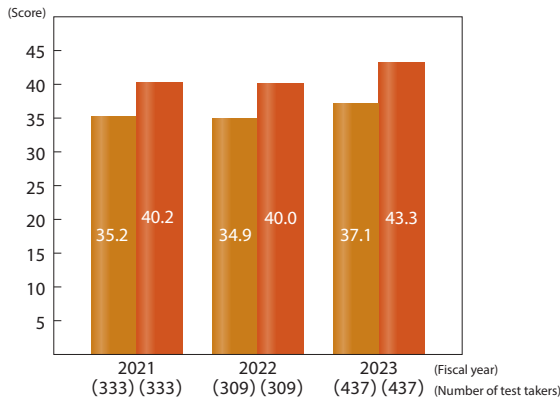


TOEIC Bridge S&W target beginner- to intermediate-level English language learners to assess their English speaking and writing skills used in daily life. The TOEIC Bridge S&W are designed to allow test takers to understand their weaknesses and the key points for English learning. They support the learners in their smooth transition to intermediate and advanced levels of learning. The tests are also effective as a precursor of the TOEIC Tests.

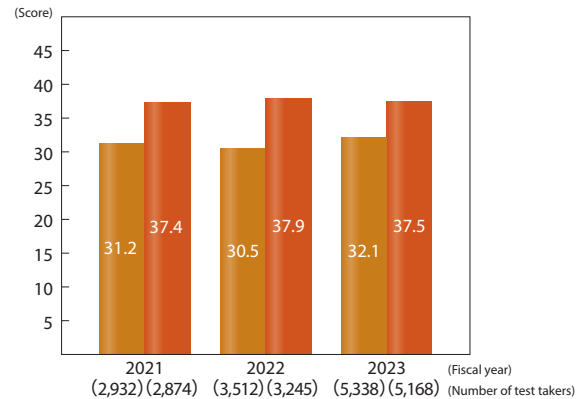
I-II [SP & IP] Data for all test takers

Speaking Writing

I-1. Number of test takers and average score (SP)

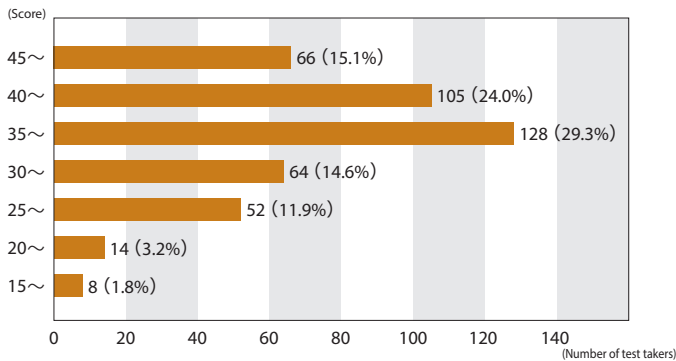


II-1. Number of test takers and average score (IP)



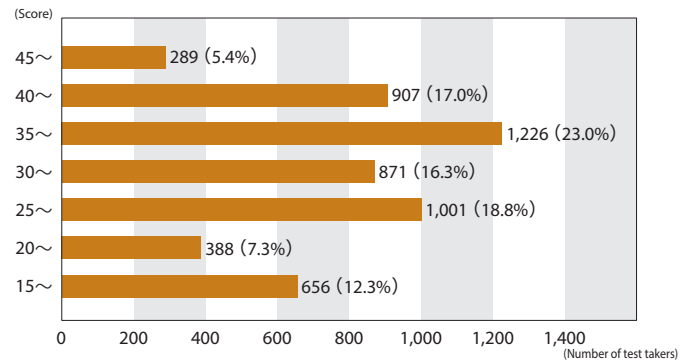
I-2. Score distribution (SP)

Speaking score (All test takers) (437)

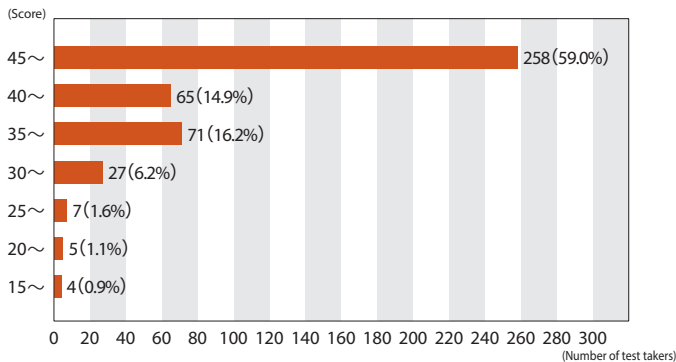


II-2. Score distribution (IP)

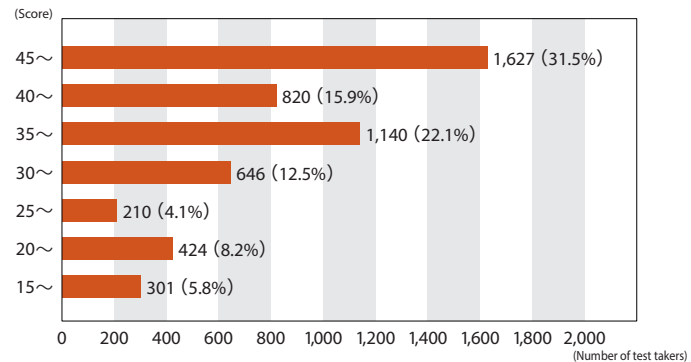
Speaking score (All test takers) (5,338)



Writing score (All test takers) (437)



Writing score (All test takers) (5,168)



TOEIC Bridge® Tests Score Range Descriptors

(Per-level assessment)

TOEIC Bridge® L&R

Score Range	Listening	Score Range	Reading
39 to 50	Test takers in this score range typically can understand short spoken conversations and monologues made up of connected sentences and some complex structures. They can understand some implied meaning and some abstract ideas. Typically test takers in this score range can usually understand a range of common vocabulary and some complex sentences and grammatical structures. Generally test takers in this score range can understand concrete topics and some abstract ideas related to work and other familiar contexts. In this score range, test takers understand some implied meanings and can connect facts in conversations and short spoken monologues with information in a short written text. They can comprehend formal and informal spoken language if the topics are relevant and familiar.	45 to 50	Test takers in this score range can understand short written texts in personal, public, and familiar workplace contexts and across a range of formats. Typically test takers in this score range can understand a variety of common texts such as Web pages, letters, and articles written in formal and informal styles. They are familiar with the basic organization of short texts in English and can use this knowledge to support their understanding. They can understand vocabulary related to concrete topics as well as some abstract topics related to everyday life. They are familiar with a variety of grammatical structures and are developing the ability to understand complex sentences and structures. They can connect information across sentences. They can understand overall meaning, purpose, and many details. They can sometimes understand meaning that is implied rather than directly stated.
26 to 38	Test takers in this score range typically can understand short spoken sentences and a limited range of grammatical structures; they can understand short conversational exchanges on familiar topics. Typically test takers in this score range can understand speech that is clear and slow. They can usually understand key words, formulaic phrases and expressions, and relatively short, sentence-length speech. Generally test takers in this score range can understand spoken language on familiar topics and routines. They understand simple descriptions and information about people, family, shopping, location, and employment. Most of the time, test takers can understand simple sentences and simple grammatical structures, and they may inconsistently understand some complex sentences and structures. Test takers in this score range can occasionally understand implied meanings.	34 to 44	Test takers in this score range can typically understand short texts written with common vocabulary and basic grammatical structures. They can understand simple language used to describe familiar topics. Typically test takers in this score range understand writing that is short and simple. They can understand the overall meaning of written language in a variety of formats such as e-mails, letters, and Web pages. They are developing familiarity with the basic organization of texts in English and can sometimes use this knowledge to support their understanding. They can usually understand both the overall meaning and the purpose of written communication on familiar topics such as family, shopping, and employment. Most of the time, test takers can understand simple sentences and simple grammatical structures, and they may occasionally understand a limited range of complex sentences.
16 to 25	Test takers in this score range typically can understand some slowly spoken words, simple phrases, and short sentences on familiar topics. Test takers in this score range can understand short pieces of speech that are spoken clearly and very slowly. Generally they can understand short formulaic phrases, simple sentences, and simple grammatical structures when common vocabulary is used. They can understand short, predictable messages and instructions on familiar topics. They can understand unconnected speech, one sentence at a time.	19 to 33	Test takers in this score range can typically identify familiar words and phrases in very short texts written with very common vocabulary and basic grammatical structures. They can understand some simple language on familiar topics. Typically test takers in this score range can understand very short texts on familiar topics. They can understand some simple phrases and sentences, especially those supported by visual cues and common formats. For example they can identify some details of written language on signs and in schedules. They may understand the overall meaning of simple texts by recognizing common words and phrases.
15	Test takers in this score range can understand a few words, very simple phrases, and some short sentences that are spoken clearly and very slowly. Some test takers can recognize individual words such as numbers or days of the week. Some test takers can understand highly predictable questions and statements when they are spoken one phrase at a time. Some test takers may be able to understand a limited range of sentences consisting of very simple grammatical structures and very common vocabulary on very familiar topics.	15 to 18	In this score range, test takers may succeed in identifying a limited number of words and phrases related to very familiar needs. The words that test takers are likely to identify are very common words and/or phrases that are strongly supported by context. Some test takers may understand simple instructions such as 'Stop,' 'No exit,' especially with illustrations to help understanding. Occasionally they may be able to understand material longer than a single phrase. Some test takers may only be able to recognize letters of the alphabet.

TOEIC Bridge® S&W

Score Range	Speaking	Score Range	Writing
43 to 50	Test takers in this score range can typically use spoken English to perform a variety of communicative tasks relevant to everyday life and the speaker's areas of interest. When needed, they can combine sentences to produce connected discourse. Their use of common vocabulary is appropriate. They have good control of simple sentence structures and some control of more complicated sentence structures. Some errors may occur that do not affect meaning. Pronunciation, intonation, and word stress is generally intelligible, but may require some listener effort. • Test takers in this score range can ask for and provide basic information. • Test takers in this score range can describe objects and people performing activities. • Test takers in this score range can express thanks and make simple requests, offers, and suggestions. • Test takers in this score range can narrate and sequence simple events. • Test takers in this score range can express a simple opinion and give a reason for it.	43 to 50	Test takers in this score range can typically write sentences, paragraphs, and short essays about familiar topics that contain both abstract and concrete ideas. They generally have good control of common grammatical structures and a good range of common vocabulary that allows them to communicate moderately complex messages. They can connect sentences to form paragraphs that are organized and coherent. Typically there are some minor errors in their writing when expressing complex thoughts or unfamiliar topics. • Test takers in this score range can ask for and provide basic information. • Test takers in this score range can describe objects and locations as well as people performing activities. • Test takers in this score range can express thanks and make simple requests, offers, and suggestions. • Test takers in this score range can narrate and sequence simple events and routines. • Test takers in this score range can express a simple opinion and give a reason for it.
37 to 42	Test takers in this score range can typically use spoken English to perform simple communication tasks involving familiar everyday activities, experiences, wants, and needs. They can use phrases, short sentences, and some longer sentences. They have some control over simple grammatical structures and vocabulary. At times, listener effort may be needed to understand the test taker's meaning due to occasional issues with pronunciation, intonation, word stress, choice of vocabulary, and/or use of grammatical structures. • Test takers in this score range can typically ask for and provide simple and direct information. • Test takers in this score range can usually give basic descriptions of people, objects, places, and activities, though meaning may be obscured at times. • Test takers in this score range can typically sequence simple events to tell a story, but part of the story may be unclear. The test taker can use simple, linear connectors like "and" or "then." • Test takers in this score range can typically ask and answer questions and make simple requests, offers, and suggestions, but attempts may be incomplete or unclear at times. • Test takers in this score range can sometimes express a simple opinion or recommendation, but they may only be able to provide limited support for the recommendation.	32 to 42	Test takers in this score range can typically write phrases and sentences about familiar topics, such as family, people, places, and work. They generally have adequate control of simple grammatical structures and adequate range of common vocabulary that allows them to meet basic communication needs. Typically there are minor errors in their writing, and some errors may obscure meaning at times. • Test takers in this score range can typically ask for and provide basic information. However, some important details may be missing or otherwise inappropriate for the task. • Test takers in this score range can sometimes make simple requests, offers, and suggestions in familiar, everyday situations. • Test takers in this score range can express basic preferences, likes, and dislikes about familiar topics. However, they may be unable to give a clear reason for their preference. • Test takers in this score range can usually describe people, objects, places, and activities, though errors may obscure meaning at times. • Test takers in this score range can describe a simple series of events using a logical sequence. However, the story may be incomplete or underdeveloped. Errors may obscure meaning at times.
23 to 36	Test takers in this score range can typically use spoken English to perform very familiar and routine social interactions. They can use common and some high-frequency words and simple phrases, and they have limited control of simple structures. Listener effort is typically needed to understand the test taker's meaning due to issues with pronunciation, intonation, word stress, choice of vocabulary, and/or use of grammatical structures. • Test takers in this score range can occasionally ask for and provide basic information. • Test takers in this score range are developing the ability to describe people, objects, places and activities. • Test takers in this score range can sometimes express basic preferences, likes, and dislikes about very familiar topics. • Test takers in this score range can occasionally give a basic description of simple and very familiar events.	20 to 31	Test takers in this score range can typically write phrases and simple sentences and make use of a limited range of very common vocabulary about very familiar subjects. They can use writing to meet some limited, basic, and practical communication needs though their writing is sometimes unclear. They have limited control of simple grammatical structures and may have difficulty with word order and word forms. • Test takers in this score range can communicate very basic information about themselves. • Test takers in this score range can sometimes give a basic description of people, objects, places, and activities. • Test takers in this score range are developing the ability to narrate events relating to daily life. They can include some relevant details. They can sequence words and phrases with basic connectors such as "and" or "then."
15 to 22	Test takers in this score range are developing the ability to produce words and short phrases. Test takers in this score range can occasionally use simple words or phrases to identify people, objects, places, and activities that are highly familiar. They are developing the ability to read short texts aloud.	15 to 19	Test takers in this score range are developing the ability to write simple words and phrases in order to provide basic personal information such as name, address, age, etc. They typically know the alphabet and can copy words. • Some test takers in this score range can communicate very simple information about themselves. • Some test takers in this score range can use simple words or phrases to identify people, objects, places, and activities.



The Institute for International Business Communication

IIBC Official Website: **<https://www.iibc-global.org>**

Unauthorized reproduction of all or part of this material is prohibited.

[Inquiries (for groups only)]

[https://www.iibc-global.org/
toeic/corpo/inquiry.html](https://www.iibc-global.org/toeic/corpo/inquiry.html)

